



August 10-13
2023

FUN FOR EVERYONE!

4-H, FFA & Open Class Entries
Events Schedules
Fair and 4-H Schedule



Blaine County Fairgrounds Chinook, Montana



Premium Book



www.bcfair.net

126 Central Malta, MT www.artsfurniture.net

art's FURNITURE & CARPET

Art's is your one stop local shop for all of your furniture needs, floor covering, window treatments, & appliances

We help make a House, a Home.

FREE LOCAL DELIVERY FREE MEASURING AND QUOTES

Ask about our new

IN-HOUSE CERTIFIED

APPLIANCE SERVICE TECHNICIAN

SERVING THE AREA SINCE 1977

MONDAY - SATURDAY

OPEN 9AM - 5:30PM

(460) 654-2251



Blaine County Fair ~ August 10-13, 2023

TABLE OF CONTENTS:

Schedule: Tuesday, Wednesday and Thursday Events.....	3
Schedule: Friday Events	5
Schedule: Saturday Events.....	7
Schedule: Sunday Events	9
Award Donors	33
Blaine County Fair Board Directory, Extension Office Staff	41
Blaine County 4-H Foundation and Supporters	42
Blaine County 4-H and FFA Seniors.....	93
Blaine County 4-H Clubs and Members	32
Blaine County Fair Foundation and Sponsors	14
Livestock Sale Thank You	43
Open Class Superintendents	15
Premiums: Open Class Premiums	16
Premiums: 4-H and FFA Premiums	53
Rules and Regulations	44
Vendor Registration Form.....	90

Find the Blaine County Fair online at www.bcfair.net or on Facebook.

MOXLEY CONSTRUCTION, INC



Dan Moxley

Cell: (406) 262-3604

Home: (406) 357-2580

Clair Moxley

Cell: (406) 262-4864

Home: (406) 357-3129

dirt_hogs@mtintouch.net - P.O. Box 1404 - Chinook, MT 59523

DIRT WORK OF ALL KINDS AND OIL FIELD ROUSTABOUT WORK

- Excavators
- Scrapers
- Vac Trucks
- Water Heating
- Laser Site Development
- Dozers
- Backhoes
- Water Hauling
- Gravel & Rock Needs
- Road Grader

2
0
2
3

BEAR PAW ROUND UP RODEO

THURSDAY & FRIDAY
AUGUST 10-11



Featuring

*Mutton
Bustin'*
(Both Nights)



*Monkey on
a Rope*
(Thursday)



*Outhouse
Race*
(Friday)

BLAINE COUNTY FAIRGROUNDS, CHINOOK, MT

Performances at 7pm



Photos Provided by Bear Paw Round Up and Marija Hansen

THANK YOU for participating in the Blaine County Fair!
2023 BLAINE COUNTY FAIR SCHEDULE:

Tuesday, August 8

- 10 am 4-H & FFA Horse Show at the George Ortner Arena
11 am -2 pm 4-H Pepsi Wagon Open - 4-H Horse Show

Wednesday, August 9

- 1-4 pm 4-H Interview Judging - Commercial Building
4 pm Some Food Booths Open

Thursday, August 10

- 8 am Commercial Building Setup
8 am - 4 pm Livestock Check Into Barns
9 am 4-H Dog Show - Little Arena
9 am -8 pm 4-H Indoor Exhibits Open in 4-H Building
10 am Commercial Building Opens to Public
10 am Food Booths and 4-H Chuckwagon Open
11 am 4-H Rabbit Show - Outdoor Sale Arena north of Hog Barn
1 pm 4-H Poultry Show - Outdoor Sale Arena north of Hog Barn
Noon - 10 pm Kids Fun Zone and Amusement
3 pm Beer Garden Opens - Grandstand
3 pm 4-H Cat Show - Outdoor Sale Arena north of Hog Barn
4 pm - 7 pm Enter Open Class, FFA, FCCLA exhibits at Ag Building
***This includes entries in Depts. L and cut flowers in Dept. T!*
4 pm - 6 pm Market Livestock weigh in / ultrasound - Green Barn
6 pm - 10 pm 4-H Pepsi Wagon Open - Grandstand
7 pm BEAR PAW ROUNDUP PRCA RODEO - George Ortner Arena
7 pm Exhibit Buildings and Commercial Building close
10 pm Food Booths and 4-H Chuckwagon close

Find Blaine County Fair updates online at

www.bcfair.net
or on Facebook.

Bear Paw Livestock

Commission Company & Order Buying Firm

Chinook, MT

Working to make your sale a success!

Office: 357-2286 • Dexter Buck: 799-2286 • Travis Buck: 390-0555 • Kevin Elias: 357-8055

www.Bearpawlive.com



Don't just store your photos...

Make them into

MEMORY QUILTS!



Authorized **BERNINA** Dealer
and Service Department



*Best
Luck*

to all 4-H Youth!

You are all winners in our eyes!

406-265-4424

Monday - Friday: 10-5 Saturday: 10-4

109 1st St West * Havre, MT

BearlySquareQuilting.com



Friday, August 11

- 6 am 4-H/FFA Breakfast sponsored by Turner Lions Club
at 4-H Chuckwagon
- 8 am FFA, FCCLA and Open Class Judging Begins – Ag Hall will open when
judging is finished.
- 8 am 4-H & FFA Market Swine Show – Outdoor Show Arena north of Hog
Barn
- 9 am –8 pm 4-H Indoor Exhibits Open in 4-H Building
- 9 am Exhibit Buildings and Commercial Building Open
- 10 am Food Booths Open and 4-H Chuckwagon Open
- Noon - 11 pm Kids Fun Zone and Amusement
- 1 pm 4-H & FFA Sheep Show – Show Arena north of Hog Barn
- 3 pm 4-H & FFA Horse Showmanship Show – Little Arena
- 3 pm Beer Garden Opens – Grandstand
- 6 pm - 10 pm FFA Pepsi Wagon Open
- 7 pm BEAR PAW ROUNDUP PRCA RODEO – George Ortner Arena
- 7 pm Exhibit Buildings and Commercial Building Close
- 10 pm Food Booths and 4-H Chuckwagon Close

Supporting our Ag youth in 4-H, FFA and all their
agricultural endeavors, from the classroom to the corral.



620 Stockyard Rd
Chinook, MT

406-357-2279

blainecountyvet.com

Roger A. Baxter, DVM

Blaine County Fair Presents...

Darryl Worley

August 12, 2023
7 pm

In Advance - \$25.00 Day of - \$30.00

Opening Act

Cole Kleinert

from CK & the Slow Rollers

Beer Garden Band

Milk River Band

After Part in the Beer Garden

Saturday, August 12

- 6 am 4-H/FFA Breakfast Sponsored by CHS-Big Sky
at 4-H Chuckwagon
- 8 am 4-H/FFA Youth Market Beef Show – Little Arena
- 9 am - 8 pm 4-H Indoor Exhibits Open in 4-H Building
- 9 am Exhibit Buildings and Commercial Building Open
- 10 am - 10 pm 4-H Chuckwagon Open
- 10 am Exhibit Buildings, Commercial Building, Food Booths Open
- Noon - 11 pm Kids Fun Zone and Amusement
- 1 pm 4-H/FFA Livestock Round Robin Showmanship – Show Arena
north of Hog Barn
- 2 pm Beer Garden Opens – Grandstand
- 3 pm 4-H & FFA Market Sale – Show Arena north of Hog Barn
- 6 pm Exhibit Buildings and Commercial Building Close
- 6 pm DARRYL WORLEY CONCERT – George Ortner Arena
followed by Milk River Band. Come dance the night away!
- 10 pm Food Booths Close



TREASURE STATE
— TITLE CO. —

"Insuring your piece of the world"



Steve & Lesley Zellmer

TWO CONVENIENT LOCATIONS SERVING YOU!

CHINOOK
217 Indiana Street

HAVRE
302 4th Street

treasurestatetitle.com (406) 262-8020



Bear Paw Meats

MONTANA BRED - MONTANA FED

*Locally bred, raised and fed
beef, pork and lamb.
From the ranch to your plate!*

Chinook: 357-3119
Havre: 265-2440



Satisfy Your Taste Buds With Our Delicious
Hot Dogs, Cheese Dogs, Polish Dogs,
Salami & Summer Sausage!

bearpawmeats.com



**WE WISH
EVERYONE
A FUN AND
SUCCESSFUL
FAIR!**



Aiton Veterinary Service

5040 Paradise Valley Road * Chinook, MT

(406) 390-5029
Home: (406) 357-3607

Dr. Brock Aiton, DVM
"Traveling Country Vet"



Sunday, August 13

9 am - 11 am	Breakfast Sponsored by Blaine County 4-H Foundation. Everyone welcome! 4-H Chuckwagon
9 am - Noon	4-H Building Open
Noon	4-H & FFA Exhibits Released
10 am - 2 pm	4-H Chuckwagon Open
11 am	4-H Photo Opportunity – 4-H Building
11 am	Little Kids Rodeo – George Ortner Arena. For more information, contact Meagan Welsh at 406-357-8778. Updates at Blaine County Fair Kids Rodeo Facebook page.
Noon	4-H Livestock/Indoor Projects Released
TBD	FFA Pepsi Wagon Open

**Stalls and barns can be cleaned out once all market animals have been loaded out.*

***If anyone wishes to **recycle**, please leave your ribbons in the box at 4-H Building or Ext. Office.*

Come out and watch our
YOUTH RODEO ATHLETES

Barrel Racing
Pole Bending
Goat Tying
Breakaway

Flag Race
Calf Roping
Steer Riding
Team Roping

SUNDAY AUGUST 13
11AM

BORDER BAR & GRILL

TURNER, MT

Open Thursday thru Sunday - 11am to Midnight

(406) 379-8241

Dan and Crystal Friedrich, Proprietors
theborderbar@yahoo.com

Take the drive north
of Harlem on Hwy 241...
You'll be glad you did!



Need the BAR to come to you?

Ask us about our
bar catering options!



DAN'S AUTO PARTS

212 INDIANA, CHINOOK

Monday-Saturday
8am-5pm

*Proud to be serving the people
of Blaine County.*

**Your Locally Owned
Auto Parts Store!**

WE STOCK HARD-TO-FIND PARTS

WEATHERHEAD HYDRAULIC HOSE
ASSEMBLIES BUILT WHILE YOU WAIT!

DRIVE A LITTLE & SAVE A LOT!

Residential • Commercial

Flooring

CARPET - SHEET VINYL
WOOD - CERAMIC - LAMINATE
LUXURY VINYL

"Best" Furniture

Appliances
by Crosley

IN-HOME ESTIMATES AVAILABLE

OPEN: Monday - Friday / 9 to 5



135 North Main
Rudyard, MT
406.355.4330



*Supplying All Your Farming & Ranching
Needs Across the State of Montana*

Visit us at
www.chsbigsky.com

for all our locations.



At CHS Big Sky our first priority is to help our farmer-owners and customers grow. This means providing quality farming and ranching products, the latest in innovation, and first-class customer service. Our member-owners and customers are connected from 15 locations around Montana.

Havre Office	406-265-2275	Turner Store	406-379-2275
Chinook Office	406-357-2280	Malta office	406-654-2022
Chinook Feed	406-357-2284	Rudyard	406-355-4154
Harlem Fertilizer	406-353-2490	Big Sandy	406-378-2306



**“Serving the Hi-Line”
Fuel, Oil, & Propane
For All Your Agricultural Needs**

**BIG SANDY
378-2101**

**TURNER
379-2386**

**GLASGOW
228-2713
800-367-1411**

**MALTA
654-2331
800-892-6874**

**HAVRE
265-7636
800-894-7636**

**CHINOOK
357-2380**

**Complete Sales
& Service**

**HARLEM
353-2411**

Free Carnival Rides

Kids Fun Zone and Amusements

- Bungee Trampoline
- Battle Balls
- Games
- Mechanical Bull

*Must Purchase
Tickets From
Kids Fun Zone*

Stunt Jump - Rock Wall - Dizzy X Maze Race

Pippi the Clown



Good luck to all at the

Blaine County Fair

A & M AVIATION



Now under new ownership

Turner, MT

RENO: (406) 353-5781

Providing high-quality aerial application at affordable rates.

the Blaine County Fair!

Northern Lights Roofing
& Consulting

"We Shine Above The Rest"



*"We Shine Above
the Rest"*

**Commercial & Industrial
Roofing Contractor**

**Commercial General
Contractor**

Serving the Hi-Line

Havre, MT

(406) 399 - 0276

The Blaine County Fair Foundation

Blaine County Fair Foundation was established in 2016 as a nonprofit 501(c)(3) organization for community members and businesses to donate tax deductible contributions to support the Blaine County Fairgrounds, maintenance, and improvements, and to bring a quality county fair to the community each year.

The group is currently fundraising to erect a 100 x 200 foot indoor event center, which will host a variety of events including barrel races, dog shows, car shows, bull sales, 4H and FFA events--just about anything, really! The building materials were donated by Malmstrom Air Force Base to the Blaine County Sheriff's Department, who in turn donated it to the Blaine County Fair Foundation for installation at the fairgrounds. Concrete has been poured, and the group hopes to have the walls erected by fair time. While final completion date has been determined, progress is moving along nicely.

No taxpayer funds are being used for this project, but money is being raised through grants, business donations, sponsorships and anonymous/private donations. To donate toward this cause, patrons may mail contributions to BCFF at P.O. Box 1207, Chinook, MT 59523, or call or text 406-390-2651 for further information.

2022 BLAINE COUNTY FAIR FOUNDATION SPONSORS

DERBY INSTANT REPLAY

Independence Bank

DIAMOND SPONSORS

Triple T Sales
First Bank of Montana
Wilderness Funeral Home
Ezzie's Wholesales Inc

GOLD SPONSORS

Blaine County Veterinary Svc
Stockman Bank
Mint Bar
Harold Miller Family
Kamas Ag
Richman Insurance
Bear Paw Apiaries
Treasure State Title Co.
Warren & Nancy Lybeck
Top Dog - B&L
Red Rock Power
Kimmel Kreations LLC

SILVER SPONSORS

Torgerson's
Cherry Ridge Ranch
Ted Powell Ranch
Moxley Construction
Jim Pursley Ranch
Skoyen Ranch

BRONZE SPONSORS

Bear Paw Buddies 4-H Club
John Pike Construction
American Garage
Chinook Chamber
Northern Montana
Healthcare
Harlem Lumber
Hi-Line Chemical / Taylor
Aviation
Blaine County Cruisers
Tilleman Motor
Montana Grafix
LodeStar Land & Home

Loch Electic
HUB International
Valley Furniture
Triangle Communication
Town Pump
Tilleman Equipment
CHS Big Sky
Sweet Medical Center
Help Committee of Havre
Hi-Line Boys & Girls Club
Jamieson Motors
Duchscher-Kapperud
Insurance
Agri-Prairie Insurance
Dough White Trucking
Double 7 Farms
Frontier Lawn &
Landscaping
Garbage, Inc.
Faber Ranch

***To inquire about sponsorship,
call Debbie at 945-3841.***

Ready for some fun in the sun...



Stop down & check out our parts & service department. Along with browsing our wonderful sales lot of new & preowned RV's & Boats.

RIVER RANCH

WEST COAST
Surveyor

PUMA
XLE LITE
by Palomino

PUMA
by Palomino

Columbus



CRUSADER

CRUSADER
LITE

Bring This Coupon in For

10% OFF

Parts & Accessories!

Thanks for
staying in Havre!



1865 HWY 2 E - HAVRE, MT 59501
406-265-4572
www.westerntrailerandsales.com

ZELLMER Seed & Grain

"It Pays To Plant New Seed"

Ed & Kathy
Zellmer
406-353-7632

Jordan & Elissa
Zellmer
406-353-7631

Jamie & Crystal Zellmer
406-231-4321

Hogeland, MT

We wish the best to all 4-Hers & FFA Kids on their Fair Projects!

OPEN CLASS ENTRY SUPERINTENDENTS:

BARN
Erica Smith

ART/PHOTOGRAPHY
Michlene Edwards

HOME ARTS
Carol Warburton

CULINARY ARTS
Nick Turner

FLOWERS:
To be determined

2023 BLAINE COUNTY FAIR PREMIUM INFORMATION

NOTE: See list of Department Superintendents on previous page.

Premiums are listed in the following order:

Open Class:

Depts. A-L, P, S, T, V

4-H & FFA:

Depts. N-O, R (after centerfold)

Premiums in all Open Class departments: Demonstration - \$5.00, Blue Ribbon - \$2.00, Red Ribbon - \$1.00, White Ribbon - no premium
GENERAL OPEN CLASS RULES:

- See specific sections of this premium book for detailed rules including entry times for each department.
- Exhibitor age divisions unless otherwise specified are:
 - Adult - Anyone 18 or older
 - Junior - Anyone aged 13-17
 - Youth - Anyone 12 or younger
- All exhibitors competing for premiums must be residents of Blaine County and bona fide owners of their respective exhibits.
- All entries must have been produced in the current year and must be completed to compete for prizes.
- No article may be entered to compete for more than one premium: each exhibitor is entitled to one article only in each lot number.
- When there is no competition, the entry will be awarded first, second, or no premium, according to the merits of the article.
- No premium will be awarded when an entry is unworthy, even when there is no competition.
- No premium will be allowed for articles entered which have been purchased, received as a gift, or borrowed.
- The Blaine County Fair assumes no responsibility for damage done to any exhibit on the Fairgrounds although due care and caution will be exercised to prevent such loss or damage.
- Money prizes will be paid only upon articles listed in the Premium book.
- Premiums will be paid according to the Judge's record and the Judge's record will be final.
- \$5 People's Choice Award Premiums will be awarded in Departments L, P, Q, S, T, and V.
- **Exhibits are not to be removed until 4:00 p.m. the last day of the fair unless otherwise indicated.**

DEPARTMENT A ----- CATTLE

Entries in this department close at 7:00 p.m. Thursday, with no exceptions. Cattle must be owned by the exhibitor 90 days prior to the fair. To ensure adequate space, pre-registration should be made with a Superintendent of this department 10 days prior to entry date.

The following regulations apply to Class A1, Lots 1-8

- A. Animals will be for exhibit only
- B. Exhibitors must have an entry number.
- C. Contact Superintendent 10 days before the fair to reserve a pen.
- D. 4-H and FFA members in a breeding project must have entered an animal in a 4-H Breeding Project (can't be the same project) before becoming eligible to enter in Open Class.
- E. All entries must include age of cow and calf, weight of calf at birth and at fair time, breed of cow and calf, and any other information that the exhibitor may deem interesting to the public. This information must be displayed for public viewing on or near the pen during the duration of the fair.
- F. The cow or the calf as separate animals cannot be entered in any other lot.
- G. All the above regulations must be followed or no premium will be paid.

CLASS 1- BEEF CATTLE

Lot

- 1 Bull 2 years and over
- 2 Bull 1 year and under 2 years
- 3 Bull 2 months and under 1 year

4 Cow 2 years and over

5 Heifer 1 year and under 2 year

6 Heifer 4 months and under 1 yr.

7 Cow & Calf 2yrs. old

8 Cow & Calf 3yrs. old and older

CLASS 2- DAIRY

Lot

- 1 Holstein
- 2 Guernsey
- 3 Jersey
- 4 Brown Swiss
- 5 Ayrshire

DEPARTMENT B ----- SWINE

The same pig may not be entered in more than one lot.

Animals must be on the grounds and entered by 7:00 p.m. Thursday.

CLASS 1- ANY BREED

Lot

- 1 Sow born before March 1st

- 2 Sow born after March 1st

- 3 Litter of 4 from one sow

DEPARTMENT C ----- SHEEP

Ages computed from January 1st, 2019.

Ewes 2 years or over must have produced a lamb within the past nine months.

All sheep should be ear tagged.

All sheep must be entered by 7:00 p.m. on Thursday.

All open class sheep are required to be shown in the show ring for evaluation by the judge.

CLASS 1 – COLUMBIA

CLASS 2 - HAMPSHIRE

CLASS 3 - SUFFOLK

CLASS 4 - ANY OTHER BREED

CLASS 5 - HAIR SHEEP

Lot

- 1 Ram 2 years and over
- 2 Ram 1 yr. & under 2
- 3 Ram lamb
- 4 Ewe 2 yrs. & over

- 5 Ewe 1 yr. & under 2

- 6 Ewe Lamb

CLASS 6 - ANY BREED

Lot

- 1 Wether

CLASS 7 - WOOL

The Fair Management reserves the right to retain any/all fleeces to be exhibited at other shows and then return them to owners.

(Do not insert lot number. This will be determined by the judges)

Lot

- 1 Fine staple
- 2 Half-blood combing
- 3 Three-eighths blood combing
- 4 Quarter blood
- 5 Collection of 5 fleeces

DEPARTMENT D ----- GOATS

CLASS 1 - DAIRY GOAT

CLASS 2 – ANGORA GOAT

Lot

- 1 Kid, under 1 year
- 2 Doe

DEPARTMENT E ----- EXOTIC ANIMALS

****FOR EXHIBIT ONLY****

Exhibitors must have extenuating circumstances to remove an animal before the fair ends.

Exhibitor must call Superintendent to reserve a pen.

CLASS 1 – EXOTIC ANIMALS

- Lot 1 Exotic Animal

DEPARTMENTS F - K ----- POULTRY AND RABBITS

When filling out entry form be sure to state the breed of all Poultry and Rabbits to be exhibited. More than one entry cannot be made in a lot. Use the correct lot number for the breed class entered.

A cock and a hen are birds over one year. A cockerel and a pullet are birds under one year. A young pen is a cockerel and two pullets. An old pen is a cock and two hens.

All birds and rabbits must be entered from 3:00-7:00 p.m. Thursday. Upon presentation for admission to any exhibition, the superintendent shall examine all poultry. Poultry showing evidence of disease upon being presented for entry or during the remainder of the show will be sent home with the owner.

Arrangement for caring for your birds during the fair must be made with the Superintendent after entries have been made.

DEPARTMENT F: CHICKENS

CLASS 1- American Chicken

CLASS 2- Any other American Chicken

CLASS 3- Asiatic

CLASS 4- Any other variety Asiatic

CLASS 5- English

CLASS 6- Any other variety English

CLASS 7- Mediterranean

CLASS 8 - Any other var Mediterranean

CLASS 9- Hamburg's
CLASS 10- Any other var Hamburg's
CLASS 11- Continental
CLASS 12- Any other var Continental
CLASS 13- Polish
CLASS 14- Any other variety Polish
CLASS 15- French
CLASS 16- Any other variety French
CLASS 17- Games
CLASS 18- Any other variety Games
CLASS 19- Orientals
CLASS 20- Any other variety Orientals
CLASS 21- Bantams
CLASS 22- Any other variety Bantams
CLASS 23- Japanese
CLASS 24- Any other variety Japanese
Lot

- 1 Cock
- 2 Cock
- 3 Hen
- 4 Hen
- 5 Cockerel
- 6 Cockerel
- 7 Pullet
- 8 Pullet
- 9 Young Pen
- 10 Young Pen
- 11 Old Pen
- 12 Old Pen

DEPARTMENT G: DUCKS

Class- 1- Any Breed

Lot

- 1 Old Drake
- 2 Old Drake
- 3 Old Duck
- 4 Old Duck
- 5 Young Drake
- 6 Young Drake
- 7 Young Duck
- 8 Young Duck

DEPARTMENT H: GEESE

CLASS 1- Toulouse
CLASS 2- Embden
CLASS 3- African
CLASS 4- Chinese
CLASS 5- Canada (License Required)
CLASS 6- Any other variety Goose
Lot

- 1 Old Gander

- 2 Old Goose
- 3 Young Gander
- 4 Young Goose

DEPARTMENT I: TURKEY

CLASS 1- Any Breed

Lot

- 1 Old Tom
- 2 Old Tom
- 3 Old Hen
- 4 Old Hen
- 5 Young Tom
- 6 Young Tom
- 7 Young Hen

DEPARTMENT J: PIGEONS

CLASS 1- Thief Pouter
CLASS 2- Chinese Owl
CLASS 3- Dewlap
CLASS 4- Dewlap Earring
CLASS 5- Egyptian Swift
CLASS 6- English Carriers
CLASS 7- Frillback
CLASS 8- Lebanon
CLASS 9- Performing Roller
CLASS 10- Pheasant
CLASS 11- Racing Homer
CLASS 12- Show Racing Homer
CLASS 13- Laufer
CLASS 14- W of England Tumbler Bald
CLASS 15- West of England Tumbler
CLASS 16- Other Fancy
CLASS 17- Other Performance
CLASS 18- Other Utility

Lot / Color (See list below to replace +)

- 1 / + Cock
- 2 / + Hen
- 3 / + Yearling Cock
- 4 / + Yearling Hen

Color

- A Check
- B Bar
- C Mottle
- D Splash
- E Black
- F White
- G Yellow
- H Red
- I Other

DEPARTMENT K: RABBITS

CLASS 1- American White
CLASS 2- Any other variety of American
CLASS 3- English Rabbit
CLASS 4- Any other Variety English
CLASS 5- French Rabbit
CLASS 6- Any other variety French
CLASS 7- Belgian Rabbit
CLASS 8- Any other variety Belgian
CLASS 9- Beveren Rabbit
CLASS 10- Any other variety Beveren
CLASS 11- Petite Rabbit
CLASS 12- Any other Petite Rabbit
CLASS 13- American Checkered Rabbit
CLASS 14- Any other Am. Checkered
CLASS 15- Chinchilla
CLASS 16- Any other Chinchilla
CLASS 17- Dutch
CLASS 18- Any other Dutch
CLASS 19- English Spot
CLASS 20- Any other English Spot
CLASS 21- Flemish
CLASS 22- Any other variety Flemish
CLASS 23- Havana
CLASS 24- Any other variety Havana
CLASS 25- Himalayan
CLASS 26- Any other Himalayan
CLASS 27- Holland Lop Solid
CLASS 28- Any other Holland Lop Solid
CLASS 29- Holland Lop Broken
CLASS 30- Any other Holland Lop Broken
CLASS 31- English Lop Solid
CLASS 32- English Lop Broken
CLASS 33- French Lop Solid
CLASS 34- French Lop Broken
CLASS 35- Mini Lops
CLASS 36- Any other Mini Lop
CLASS 37- Netherland Dwarf
CLASS 38- Any other Netherland Dwarf
CLASS 39- New Zealand
CLASS 40- Any other variety New Zealand
CLASS 41- Rex
CLASS 42- Any other variety Rex
CLASS 43- Satin
CLASS 44- Any other Satin
CLASS 45- Silver
CLASS 46- Any other Silver
CLASS 47- English Angora

CLASS 48- Any other English Angora

CLASS 49- French Angora

CLASS 50- Any Other French Angora

CLASS 51- Rhinelander

CLASS 52- Any other Rhinelander

CLASS 53- Holland Lop

CLASS 54- Mini Rex

Lot

1 Senior Buck

2 Senior Doe

3 Intermediate Buck

4 Intermediate Doe

5 Junior Buck

6 Junior Doe

"Senior Rabbit" – 8 mos. and over

"Intermediate Rabbit" – 6-8 mos.

"Junior Rabbit" – under 6 mos.

DEPARTMENT L -----AGRICULTURE & HORTICULTURE

All entries in this department will be entered between 7:00am and 9:00am on Saturday. No early entries please.

Scorecard:

Crispness - 15 points

Color - 15 points

Insect Damage - 10 points

Conformity - 10 points

Wilt % - 10 points

Size - 15 points

Taste - 15 points

Appeal - 10 points

Total 100

All bundles will be kept to 3-5 inches in diameter.

Forage/ Wheat/ Grasses - % Bloom, Leaf Material, Stem, Uniformity, Weight

CLASS 1 - THRESHED GRAINS

1/2 gallon samples will constitute an entry in threshed grains.

Label sample with variety type.

Lot

1 Any variety Winter Wheat

2 Any variety Spring Wheat

3 Any variety Oats

4 Any variety Barley

5 Any variety Flax

3 Brome Grass, Forage Sheaf

4 Brome Grass, Seed Sheaf

5 Blue Joint, Forage Sheaf

6 Blue Joint, Seed Sheaf

7 Clover, Yellow Sweet, Forage

8 Clover, Yellow Sweet, Seed

9 Clover, White Sweet, Forage

10 Clover, White Sweet, Seed

11 Crested Wheat, Forage Sheaf

12 Crested Wheat, Seed Sheaf

13 Clover Alsike, Forage Sheaf

14 Meadow Fesque, Forage Sheaf

15 Orchard Grass, Forage Sheaf

16 Orchard Grass, Seed Sheaf

17 Russian Wild Rye, Forage

18 Russian Wild Rye, Seed Sheaf

19 Slender Wheat Grass, Forage

20 Slender Wheat Grass, Seed

21 Tall Oat Grass, Forage Sheaf

22 Tall Oat Grass, Seed Sheaf

23 Tall Wheat Grass, Forage

24 Tall Wheat Grass, Seed

25 Timothy Seed Sheaf

26 Misc. Forage Sheaf

Lot

1 Beans, String, Green in pod (5)

2 Beans, String, Yellow in pod (5)

3 Beans, any other variety

4 Beets, Table (2)

5 Broccoli, (1 bunch)

6 Cabbage (1)

7 Carrots (2)

8 Cauliflower (1)

9 Celery, (1 stalk)

10 Corn, Sweet with Husk (1)

11 Cucumbers, slicing (2)

12 Cucumber, small pickling (2)

13 Garlic (2)

14 Horseradish (2 plants)

15 Kale (2 plants)

16 Kohlrabi (2)

17 Lettuce (1)

18 Muskmelon (1)

19 Onions, Green Small (3)

20 Onions, White (2)

21 Onions, Other (2)

22 Parsnips (2)

23 Peas in Pod (5)

24 Radish, any variety (3)

25 Rhubarb (3 stalks)

26 Spinach (2 plants)

27 Tomato, Large, Green w/stem (1)

28 Tomato, Large, Ripe Red w/stem (1)

29 Tomatoes, Small w/stem (3)

30 Turnip (2)

31 Zucchini (2)

32 Miscellaneous Root Vegetable

33 Miscellaneous Vegetable

CLASS 2 - FIELD SEEDS

One quart samples.

Lot

1 Alfalfa

2 Brome Grass

3 Any variety Clover

4 Any variety Corn

5 Crested Wheat

6 Peas, Dry

7 Sunflower

8 Timothy

9 Sunflowers

10 Safflower

CLASS 3 -SHEAF FORAGE CROPS AND GRASSES

Sheaves entered in this class should be at least three inches in diameter at the base and firmly tied in at least one place.

Lot

1 Alfalfa, Forage Sheaf

2 Alfalfa, Seed Sheaf

CLASS 4 - POTATOES

Lot

1 Misc. Potatoes (2)

2 Any variety (2)

3 Any other variety (2)

CLASS 5 - VEGETABLES

Unwashed but judge ready

34 Other Vegetable

3 Rosemary

9 Fennel

4 Savory

10 Mint

CLASS 6 - HERBS

5 Lavender

11 Dill (3 stems)

Lot

6 Cilantro

12 Parsley (1 stem)

1 Basil

7 Chives

13 Other

2 Thyme

8 Oregano

DEPARTMENT P ----- HOME ARTS

Entries close at 7:00 p.m. on Thursday.

Articles which are soiled or unfit for exhibition purposes due to use or exhibition at previous fairs will not be allowed to enter.

All imported articles are strictly prohibited from competition in this department, but may be placed on exhibition.

All articles entered for competition shall be under the control of the Superintendent of this department.

No article in this department, when once in place, can be removed to another division nor will it be judged in any class unless properly entered on the regular entry blanks.

Every article shall be entirely the work of the exhibitor.

No premium will be allowed for articles entered which have been purchased, received as a gift or borrowed.

All articles must be clean, well pressed, and completed.

All needlework will be judged with regard to beauty, degree of perfection, amount of work, and suitability for the purpose for which it is intended.

30% Materials

30% Workmanship

20% Design & Color

20% Appearance

CLASS 1 - INFANT WEAR

(UP TO 3 YEARS)

Lot

1 Bib

2 Blanket

3 Bonnets, Plain Sewing

4 Coverall or Jumpsuit

5 Dress

6 Nightgown or Pajamas

7 Pants or Shorts, Boys or Girls

8 Playsuit or Sundress

9 Shirt or Blouse

10 Other

11 Miscellaneous

CLASS 2 - PRESCHOOL

(3-6 YEARS)

Lot

1 Blouse

2 Coverall, Jumpsuit or Pantsuit

3 Dress

4 Nightgown or Pajamas

5 Pants or Shorts, Boys or Girls

6 Playsuit or Sundress

7 Shirt, Boys or Girls

8 Skirt or Jumper

9 T-Shirt or Sweatshirt

10 Other

11 Miscellaneous

PRACTICAL HOME SEWING

CLASS 3 - ADULT DIVISION

CLASS 4 - JUNIOR DIVISION

CLASS 5 - YOUTH DIVISION

Lot

1 Apron

2 Blouse, Plain

3 Blouse, Dress-up

4 Dress, Plain

5 Dress, Party

6 Dress, Wedding or Formal

7 Jacket, Lined or Unlined

8 Jacket, Embellished

9 Jeans

10 Lingerie

11 Nightgown

12 Pajamas

13 Shirt, Children

14 Shirt, Ladies'

15 Shirt, Men's

16 Shirt, Western

17 Shorts, Children

18 Shorts, Adult

19 Skirt

20 Slacks or Pants

21 Sports Outfit

22 Suit, Ladies'

23 Sweatshirt

24 T-Shirt

25 Vest

26 Miscellaneous

27 Other

CLASS 6 - TABLE LINEN

Lot

1 Set of 4 Napkins

2 Tablecloth, Cross Stitched

3 Tablecloth, Embroidered

4 Tablecloth, Textile Paint

5 Lunch cloth

6 Placemats, set of 4

7 Other

8 Miscellaneous

CLASS 7 - HOUSEHOLD

FURNISHINGS

The Hogeland Happy Housewives

Extension Homemakers Club is

sponsoring a special award to an

outstanding exhibit in this class.

Lot

1 Bath or Hand Towel, Decorated

2 Dish Towels, Appliqued (4)

3 Dish Towels, Textile Painted (4)

4 Dish Towels, Embroidered (4)

5 Dish Towels, Cross Stitched (4)

6 Doily, Hardanger

7 Dresser Scarf, Crocheted Edge

- 8 Dresser Scarf, Embroidered
- 9 Dresser Scarf, Tatting
- 10 Dresser Scarf, Textile Paint
- 11 Hand Towel, Kitchen (2)
- 12 Hot Dish Mats, (Set of 2)
- 13 Pillow, Applique
- 14 Pillow, Candlewicking
- 15 Pillow, Counted Cross Stitch
- 16 Pillow, Crewel
- 17 Pillow, Embroidered
- 18 Pillow, Fabric Paint
- 19 Pillow, Hooked
- 20 Pillow, Needlepoint
- 21 Pillow, Novelty
- 22 Pillowcases (2), Crocheted Edge
- 23 Pillowcases (2), Appliqued
- 24 Pillowcases (2), Cross Stitched
- 25 Pillowcases (2), Embroidered
- 26 Pillowcases (2), Tatted Trim
- 27 Pillowcases (2), Textile Paint
- 28 Textile Paint, Pillowcases
- 29 Potholders (set of 2)
- 30 Rug, Braided
- 31 Rug, Latch hook
- 32 Rug, Woven
- 33 Rug, Other
- 34 Wall Hanging, Bargello
- 35 Wall hanging, Candlewicking
- 36 Wall Hanging, Counted Cross Stitch
- 37 Wall Hanging, Crewel
- 38 Wall Hanging, Embroidery
- 39 Wall Hanging, Hardanger
- 40 Wall Hanging, Latch hook
- 41 Wall Hanging, Needle Point
- 42 Wall Hanging, String Art
- 43 Wall Hanging, Textile Painting
- 44 Wall Hanging, Tole Painting
- 45 Wall Hanging, Wire Art
- 46 Wall Hanging, Etched Glass
- 47 Wall Hanging, Other
- 48 Other Household Furnishing
- 49 Miscellaneous Furnishing

CLASS 8 - MACRAMÉ

Lot

- 1 Macramé Large
- 2 Macramé, Small
- 3 Macramé, Plant Hanger
- 4 Other
- 5 Miscellaneous

CLASS 9 - MISCELLANEOUS

Lot

- 1 Bathroom Decorations
- 2 Bedroom Decorations
- 3 Doll Clothes, Knitted (3)
- 4 Doll Clothes, Crocheted (3)
- 5 Doll Clothes, Sewn (3)
- 6 Door Stop or Draft Dodger
- 7 Handkerchief, crocheted edge (1)
- 8 Handkerchief, tatted edge (1)
- 9 Handkerchief, embroidered edge (1)
- 10 Handmade Purse
- 11 Handmade Stuffed Toy
- 12 Handmade Doll
- 13 Jewelry
- 14 Kitchen Decoration
- 15 Lamp
- 16 Leather Item
- 17 Leather Belt
- 18 Metal or Tin Work
- 19 Needlepoint Item, Large
- 20 Needlepoint Item, Small
- 21 Pincushion, Handmade
- 22 Plastic Canvas Work
- 23 Rock Craft
- 24 Scarf
- 25 Scarf or Belt, Decorated
- 26 Sweatshirt or T-shirt, Decorated
- 27 Other
- 28 Miscellaneous

WOODWORKING

CLASS 10 – ADVANCED

CLASS 11 – BEGINNER

Lot

- 1 Woodworking, Furniture
- 2 Woodworking, Large Article
- 3 Woodworking, Kitchen Accessory
- 4 Woodworking, Toys
- 5 Woodworking, Small Article
- 6 Trunk or Storage Locker
- 7 Refinished Item
- 8 Other
- 9 Miscellaneous

MADE BY KIDS

CLASS 12 - JUNIOR DIVISION

CLASS 13 – YOUTH DIVISION

Lot

- 1 Ceramic Item
- 2 Christmas Decorations
- 3 Counted Cross Stitch Article
- 4 Decorated Belt

- 5 Decorated Scarf
- 6 Decorated Sweatshirt
- 7 Decorated T-Shirt
- 8 Doll Clothes, 2 or more pieces
- 9 Dough Art Craft
- 10 Embroidery Work
- 11 Jewelry, Any Material
- 12 Latch Hook
- 13 Leather Work
- 14 Macramé, Large or Small
- 15 Pincushion
- 16 Plastic Canvas Work
- 17 Potholders (set of 2)
- 18 Rock Craft
- 19 Sand Art
- 20 Shrink Art
- 21 Stuffed Toy
- 22 Table Decoration
- 23 Wall Hanging
- 24 Miscellaneous
- 25 Other

CROCHET

CLASS 14 – ADULT DIVISION

CLASS 15 – JUNIOR AND YOUTH

Lot

- 1 Afghan, Afghan stitch
- 2 Afghan, Granny
- 3 Afghan, Original Design
- 4 Afghan, Ripple
- 5 Afghan, Other Pattern
- 6 Afghan, Baby
- 7 Booties
- 8 Chair Back Set
- 9 Doilies up to 18"
- 10 Doilies over 18"
- 11 Doll
- 12 Gloves
- 13 Mittens
- 14 Hanger
- 15 Hat
- 16 Hot Dish Mats (2)
- 17 Jewelry
- 18 Pillow
- 19 Potholders (2)
- 20 Rug
- 21 Scarf
- 22 Slippers
- 23 Sweater or Poncho
- 24 Sweater, Infant
- 25 Tablecloth, 54" or Larger
- 26 Toys

- 27 Other
- 28 Miscellaneous

KNITS

CLASS 16 – ADULT DIVISION

CLASS 17 – JUNIOR AND YOUTH

Lot

- 1 Afghan
- 2 Afghan, Baby
- 3 Booties
- 4 Cap, Child's
- 5 Gloves
- 6 Hat
- 7 Hot Dish Mat (2)
- 8 Dish Cloth (2)
- 9 Mittens
- 10 Pillow
- 11 Scarf
- 12 Slippers
- 13 Sweater or Poncho
- 14 Sweater, Infant
- 15 Other
- 16 Miscellaneous

CLASS 18 – OVER 70 YRS

Lot

- 1 Afghan, Crochet
- 2 Afghan, Baby
- 3 Afghan, Crochet
- 4 Afghan Knit
- 5 Dish Towel, Embroidered (4)
- 6 Doily, Large
- 7 Counted Cross Stitch Article
- 8 Ceramic, Any Style
- 9 Kitchen Hand Towels
- 10 Latch Hook
- 11 Mittens or Gloves, Knit or Crocheted
- 12 Pillow, Knit or Crocheted
- 13 Pillow, Other
- 14 Pillowcases, Embroidered/Crocheted
- 15 Pillowcases, Other
- 16 Picture, Any Style
- 17 Potholders (set of 2)
- 18 Rug, Any Style
- 19 Tablecloth, Crocheted
- 20 Wall Hanging, Any Style
- 21 Other
- 22 Miscellaneous

CERAMICS-FIRED GLAZES

CLASS 19 – ADVANCED

CLASS 20 - BEGINNERS

Lot

- 1 Air Brushing
- 2 Detail Work
- 3 Metallic or Decals
- 4 Special Effects
- 5 Kitchen Accents
- 6 Room decor
- 7 Miscellaneous
- 8 Other

CERAMICS-NON-FIRED STAINS

CLASS 21 – ADVANCED

CLASS 22 – BEGINNERS

Lot

- 1 Dry Brush Article
- 2 Article Using Stain
- 3 Chalked Article
- 4 Stain with Chalking
- 5 Detail Work
- 6 Special Effects Article
- 7 Decals
- 8 Wall Decoration
- 9 Any Large Article
- 10 Any Small Article
- 11 Flower Pots
- 12 Christmas
- 13 Thanksgiving
- 14 Halloween
- 15 Easter
- 16 Miscellaneous
- 17 Other

CRAFTS

CLASS 23 – ADULT DIVISION

CLASS 24 – JUNIOR DIVISION

CLASS 25 – YOUTH DIVISION

Lot

- 1 Repurposed item, small
- 2 Repurposed item, large
- 3 Glass or Mirror Etching
- 4 Homemade Flowers (6)
- 5 Flower Arrangement Artificial
- 6 Flower Arrangement Dried
- 7 Jewelry, any material
- 8 Soft Sculpture Padded Frame
- 9 Soft Sculpture Photo Album
- 10 Weaving
- 11 Rag Basket
- 12 Other
- 13 Miscellaneous

CLASS 26 - BEADWORK

Lot

- 1 Jewelry
- 2 Large Item
- 3 Small Item
- 4 Other
- 5 Miscellaneous

CLASS 27 - QUILTING

Lot

- 1 Baby Quilt, Hand Quilted
- 2 Baby Quilt, Machine Quilted
- 3 Baby Quilt, Hand Tied
- 4 Pillow, Hand Quilted
- 5 Pillow, Machine Quilted
- 6 Quilt, any style, Hand Quilted
- 7 Quilt, any style, Machine Quilted
- 8 Quilt, Appliqued, Hand Quilted
- 9 Quilt, Appliqued, Machine Quilted
- 10 Quilt, Original, Hand Quilted
- 11 Quilt, Original, Machine Quilted
- 12 Quilt, Patchwork, Hand Quilted
- 13 Quilt, Patchwork, Machine Quilt
- 14 Quilt, Tied by Hand
- 15 Wall Hanging, Hand Quilted
- 16 Wall Hanging, Machine Quilted
- 17 Quilted Gift Bag
- 18 Quilted Vest
- 19 Quilted Jacket
- 20 Quilted Table Runner
- 21 Wall Hanging, Appliqued
- 22 Wall Hanging, Paper Pieced
- 23 Other Quilted Article
- 24 Miscellaneous

CLASS 28 – COMPUTERIZED MACHINE EMBROIDERY

Lot

- 1 Wall Hanging
- 2 Quilt, Crib or Twin Sized
- 3 Quilt, Full Size or Larger
- 4 Any Machine Embroidered Item
- 5 Any Other Machine Embroidered Item

CLASS 29 –HOLIDAY TIME

Lot

- 1 Christmas Centerpiece
- 2 Christmas Tree Decoration, Crocheted
- 3 Christmas Tree Decoration, Embroidered
- 4 Christmas Tree Decoration, Felt

- 5 Christmas Tree Decoration, Other
- 6 Christmas Decoration Other
- 7 Christmas Stocking, Crocheted
- 8 Christmas Stocking, Cross Stitched
- 9 Christmas Stocking, Needlepoint
- 10 Christmas Stocking, Embroidered
- 11 Christmas Stocking, Quilted
- 12 Christmas Stocking, Other
- 13 Christmas Wreath
- 14 Easter Decoration
- 15 Fourth of July Decoration
- 16 Halloween Decoration
- 17 Thanksgiving Decoration
- 18 Other Holiday Decoration
- 19 Other Holiday Wreath
- 20 Miscellaneous

CLASS 29 – RUBBER STAMPING

Lot

- 1 Card, stamped only
- 2 Card, embossed
- 3 Card, stenciled
- 4 Card, other
- 5 Fabric Stamping
- 6 Gift Bags & Party Coordinates
- 7 Photo Album/Scrapbook
- 8 Wood item
- 9 Miscellaneous
- 10 Other

CLASS 30 – METAL ART

Lot

- 1 Horseshoe art
- 2 Plasma cutting
- 3 Welded item
- 4 Miscellaneous
- 5 Other

CLASS 31 – NATIVE AMERICAN CRAFTS

Lot

- 1 Bead Work, Item 1
- 2 Bead Work, Item 2
- 3 Bead Work, Item 3
- 4 Dream Catcher
- 5 God's Eye
- 6 Crafter's Choice
- 7 Ceremonial Costume
- 8 Miscellaneous
- 9 Other

*****NEW CATEGORY!!*****

HOME ARTS EDUCATION

CLASS 32 - ADULT DIVISION

CLASS 33 - JUNIOR DIVISION

CLASS 34 - YOUTH DIVISION

This category will feature educational displays and demonstrations pertaining to the Home Arts.

Educational Displays are intended to interest and inform the general public about a current concern or interest within the Home Arts.

--To ENTER TO PRESENT A DEMONSTRATION, PLEASE SIGN UP FOR A TIME IN THE FAIR OFFICE, FIRST COME, FIRST SERVED.

--DEMONSTRATIONS SHOULD TAKE 15-30 MINUTES TO PRESENT.

--ALL DEMONSTRATIONS WILL TAKE PLACE IN THE **AG HALL**.

--MORE THAN ONE PERSON MAY PARTICIPATE IN A DEMONSTRATION, BUT EACH DEMONSTRATION MAY ONLY BE ENTERED ONCE.

--EACH DEMONSTRATION RECEIVES A RIBBON AND AN AUTOMATIC \$5 PREMIUM.

--DEMONSTRATION EXHIBITORS MUST HAVE AN ITEM FOR DISPLAY PURPOSES IN THE **AG HALL** BEFORE AND FOLLOWING THE TIME OF DEMONSTRATION.

Lot

- 1 Home Safety Display
- 2 Home Safety Demonstration
- 3 Educational Display - Poster
- 4 Educational Display - Other
- 5 Sewing Demonstration
- 6 Needle Required Demonstration (Needlework, Cross Stitch, Crewel, etc.)
- 7 No-Sew Craft Demonstration
- 8 Holiday Themed Demonstration
- 9 Any other demonstration

DEPARTMENT S ----- CULINARY

Entries close at 7:00 p.m. on Thursday.

Canned fruit, vegetables, etc. must be exhibited in quart, pint or half-pint canning jars. Jellies should be shown in small size jelly glasses with new lids and rims. All jars must be properly labeled with product, date they were canned, and method of canning. Standard brand name jars must be used. Products canned with preservatives or coloring will be disqualified. Jars may be opened when considered necessary by the judges.

After it has been judged, exhibitors may take home perishable food. However, a sample must be left on exhibit with any award received.

The Hogeland Happy Housewives Extension Homemakers Club sponsors a special award to the outstanding exhibit in each age division of Department S exhibitors.

BREADS

- General appearance 5
- Size 10

Shape	5
Crust	5
Flavor	5
Odor, Taste, Lightness	25
Crumb	10
Character of Crumb	20
Color	10
Grain or Distribution of Gas	5
Total	100

YEAST BREADS

Use a standard size, 9"x 5"x 3" loaf pan

CLASS 1 - ADULT DIVISION

CLASS 2 - JUNIOR DIVISION

CLASS 3 - YOUTH DIVISION

Lot

- 1 White Bread
- 2 100% Whole Wheat Bread
- 3 Whole Wheat (part White)
- 4 Raisin
- 5 Rye
- 6 Fancy Dinner Rolls (4)
- 7 Buns (4)
- 8 Cinnamon or other frosted (4)
- 9 Other
- 10 Miscellaneous

BREAD MACHINE BREADS

CLASS 4 - ADULT DIVISION

CLASS 5 - JUNIOR DIVISION

CLASS 6 - YOUTH DIVISION

Lot

- 1 White Bread
- 2 100% Whole Wheat Bread
- 3 Whole Wheat (part White)
- 4 Raisin
- 5 Rye
- 6 Fancy Dinner Rolls (4)
- 7 Buns (4)
- 8 Cinnamon or other frosted (4)
- 9 Other
- 10 Miscellaneous

QUICK BREADS

Use a standard size, 9"x 5"x 3" loaf pan

CLASS 7 - ADULT DIVISION

CLASS 8 - JUNIOR DIVISION

CLASS 9 - YOUTH DIVISION

Lot

- 1 Baking Powder Biscuits
- 2 Muffins (4)
- 3 Banana Bread
- 4 Gingerbread Plain

- 5 Zucchini Bread
- 6 Pumpkin Bread
- 7 Coffee Bread
- 8 Cranberry Bread
- 9 Rhubarb Bread
- 10 Lefse (4)
- 11 Other
- 12 Miscellaneous

*****NEW CATEGORY!*****

CAKE DECORATING

It is not required to decorate an actual cake. For example, competitors may frost and decorate boxes, styrofoam shapes, overturned cake pans, etc. Entries are judged on quality and artistry of decoration.

CLASS 10 - ADULT DIVISION

CLASS 11 - JUNIOR DIVISION

CLASS 12 - YOUTH DIVISION

Lot

- 1 9" x 13"
- 2 Round, 1 layer
- 3 Round, 2 layer
- 4 Sculpted cake
- 5 Cupcake
- 6 Cupcake grouping (2 or more used to create 1 larger shape)
- 7 Miscellaneous
- 8 Other

CAKES

Put frosted cakes and jellyrolls in box or cake cover. Do not use plastic wrap.

Scorecard:

Appearance	20
Lightness	20
Flavor	35
Texture	25
Total	100

CLASS 13 - ADULT DIVISION

CLASS 14 - JUNIOR DIVISION

CLASS 15 - YOUTH DIVISION

Lot

- 1 Chiffon, frosted
- 2 Chiffon, unfrosted
- 3 Yellow Sponge, frosted
- 4 Yellow Sponge, unfrosted
- 5 Jelly Roll (whole roll)
- 6 Fruit Cake
- 7 Cupcakes, frosted (3)
- 8 Cupcakes, unfrosted (3)

- 9 White Cake, 1 layer, scratch
- 10 White Cake, 1 layer, mix
- 11 White, 1 layer, frosted or with icing
- 12 Chocolate, 1 layer, scratch
- 13 Chocolate, 1 layer, mix
- 14 Chocolate, 1 layer, frosted or w/icing
- 15 Spice Cake, 1 layer, scratch
- 16 Spice Cake, 1 layer, mix
- 17 Spice, 1 layer, frosted or with icing
- 18 Angel Food Cake, scratch
- 19 Angel Food Cake, mix
- 20 Miscellaneous
- 21 Other

DROP COOKIES- UNFROSTED

CLASS 16 - ADULT DIVISION

CLASS 17 - JUNIOR DIVISION

CLASS 18 - YOUTH DIVISION

Lot

- 1 Chocolate Chip
- 2 Fruit
- 3 Oatmeal Drop
- 4 Macaroons
- 5 Ginger Drop
- 6 Zucchini Cookies
- 7 Miscellaneous
- 8 Other

MOLDED COOKIES- UNFROSTED

CLASS 19 - ADULT DIVISION

CLASS 20 - JUNIOR DIVISION

CLASS 21 - YOUTH DIVISION

Lot

- 1 Peanut Butter
- 2 Ice Box Cookies
- 3 Ginger Snaps
- 4 Miscellaneous
- 5 Other

ROLLED COOKIES- UNFROSTED

CLASS 22 - ADULT DIVISION

CLASS 23 - JUNIOR DIVISION

CLASS 24 - YOUTH DIVISION

Lot

- 1 Ginger Snaps
- 2 Filled
- 3 White Sugar
- 4 Miscellaneous
- 5 Other

BAR COOKIES

CLASS 25 - ADULT DIVISION

CLASS 26 - JUNIOR DIVISION

CLASS 27- YOUTH DIVISION**Lot**

- 1 Brownies
- 2 Coconut Bars
- 3 Date Bars
- 4 Lemon Bars
- 5 Miscellaneous
- 6 Other

FANCY COOKIES**CLASS 28 - ADULT DIVISION****CLASS 29 - JUNIOR DIVISION****CLASS 30 - YOUTH DIVISION****Lot**

- 1 Pinwheels
- 2 Pressed Cookies
- 3 Rosettes
- 4 Mexican Wedding Cakes
- 5 Decorated Cookies
- 6 Frosted Cookies
- 7 Miscellaneous
- 8 Other

NO BAKE COOKIES**CLASS 31 - ADULT DIVISION****CLASS 32 - JUNIOR DIVISION****CLASS 33 - YOUTH DIVISION****Lot**

- 1 Chocolate
- 2 Peanut Butter
- 3 Rice Krispie Treats
- 4 Cereal Bars
- 5 Miscellaneous
- 6 Other

DOUGHNUTS - UNSUGARED*Three doughnuts constitute an entry.***Scorecard:**

Appearance	20
Texture	25
Absorption	25
Flavor	30
Total	100

CLASS 34 - ADULT DIVISION**CLASS 35 - JUNIOR DIVISION****CLASS 36 - YOUTH DIVISION****Lot**

- 1 Cake Doughnuts
- 2 Raised Doughnuts
- 3 Other

PIES - SMALL (4" TO 5")**Scorecard:**

Appearance	20
------------	----

*Even brown color, perforations well distributed and adequate.***Filling** 20*Adequate in amount, uniform texture, smooth consistency, (if not fruit pie)***Flavor** 40*No distinct fat flavor; not too highly seasoned; filling is predominant flavor.***Crust** 20*Tender, flaky and crisp***Total** 100**CLASS 37 - ADULT DIVISION****CLASS 38 - JUNIOR DIVISION****CLASS 39 - YOUTH DIVISION****Lot**

- 1 Berry (any variety)
- 2 Fruit (any variety)
- 3 Custard (any variety)
- 4 Miscellaneous
- 5 Other

CANNED FOODS**GENERAL RULES**

Read ALL rules to ensure safety, along with tips for exhibiting entries correctly.

Safety is the primary consideration when judging preserved foods.*Attractiveness of the product is secondary. Current USDA processing guidelines must be followed for ALL food preservation entries.* ALL canned foods

must have been prepared during the last year by the exhibitor. If, in the opinion of the judge, Department Superintendent, or County Extension Agent, exhibits are deemed incorrectly processed and/or unsafe, they will not be permitted to compete.

Canning Methods: There are ONLY two accepted methods of canning food safely: boiling water bath and pressure canning. Open kettle processing is **NOT** acceptable for ANY product. Boiling water method is safe for canning high-acid foods such as pickled vegetables and fruits (including jams and jellies). Pressure canning is the ONLY safe method of canning low-acid foods such as meat and vegetables, including tomatoes (unless properly acidified with lemon juice or citric acid).**Canning Jars, Lids, Bands:** Only use clear, clean, approved standard canning jars (i.e. Ball, Kerr, etc.)- no odd jars will be accepted. Must use NEW two-piece lids. Bands can be reused IF as long as they are unbent, . Remove jar bands, clean carefully, then replace band for exhibiting. The proper jar size must be used since some low-acid foods cannot be safely canned in quart jars. Cleanliness of jars is imperative- wash carefully at home.**Headspace, Seals:** The appropriate headspace must be followed. Any jars that are not properly sealed and/or showing any signs of spoilage will be disqualified.**Packs:** The term "Pack" describes the method used for preparing and placing food in the jar prior to sealing and processing the jar. The pack plays an important role in the heat transfer throughout the product, and thus the overall safety of the product. The type of pack, raw or hot, depends on the product being processed. *Fancy packs* are generally discouraged because they are impractical and can interfere with the intended heat penetration during the canning process. Fancy packing is the vertical or horizontal layering of foods for a desired visual effect. The only "practical" use for a fancy pack is for display purposes.**Labels:** All canned foods must be labeled with: contents, date processed, processing method (pressure or boiling water bath), processing time, pounds of pack used (if relevant), and type of pack used (if relevant) or they will be disqualified. Entries should also be accompanied by the recipe used. (A judge needs to know if the proper amounts of citric acid, lemon juice, or vinegar have been added or whether certain foods have meat, low acid vegetables, starches, etc. added.)**Judging:** All canned foods should be judged according to the National Center for Home Food Preservation guidelines/rubric. For a full explanation

of specific criteria for each type of canned food, see Appendix D of the NCHFP “Judging Home Preserved Foods” manual (also found on the Blaine County, MSU Extension website).

It is recommended that judges **not taste** home canned foods. Not all spoilage can be detected by human senses. The **only** canned foods that *can be tasted*, if the judge chooses to do so, are jellies, jams and other fruit preserves made with high concentrations of sugar or flavored vinegars. Any foods opened during judging will be marked by the judges and should be discarded when the fair is over.

CANNED MEAT

Headspace for meats and seafood should be 1 inch; poultry and rabbit should have a 1 ¼ inch headspace. Seafood is to be canned in half-pint or pint jars **ONLY**.

Scorecard:

Pack	40
Quality of Product	30
Quality of Liquid	20
Container	10
Total	100

One jar of meat canned by a pressure canner shall constitute an exhibit.

CLASS 40 - MEATS

Lot

- 1 Pork
- 2 Beef
- 3 Chicken
- 4 Wild Meat
- 5 Mince Meat
- 6 Fish
- 7 Other
- 8 Miscellaneous

CANNED VEGETABLES

One jar of vegetables canned by a pressure canner constitutes an entry. For vegetables, allow for 1 to 1 ½-inch headspace depending on the product and the jar size.

Scorecard:

Pack	40
Quality of Product	30
Quality of Liquid	20

Container	10
Total	100

CLASS 41 – VEGETABLES (NOT PICKLED)

Lot

- 1 Asparagus
- 2 Beets
- 3 Carrots
- 4 Corn (Whole Kernel)
- 5 Corn (cream style)
- 6 Chili Beans
- 7 Greens (any variety-specify)
- 8 Peas
- 9 Peas and Carrots
- 10 Potatoes
- 11 Pumpkin
- 12 Sauerkraut
- 13 String Beans
- 14 Squash
- 15 Soup Mixture (with meat)
- 16 Soup Mixture (without meat)
- 17 Tomatoes
- 18 Miscellaneous
- 19 Other

CANNED FRUIT

Headspace for fruits should be ½ inch. Fruits can be Hot Water or Pressure canned. Solid and attractive pack is desirable with only enough clear syrup to fill spaces. The size jar and canning method is dependent upon the product being canned.

Scorecard:

Pack	40
Quality of Product	30
Quality of Liquid	20
Container	10
Total	100

One jar of canned fruit, size dependent on product used, constitutes as an entry.

CLASS 42 - FRUITS

Lot

- 1 Apples
- 2 Apricots
- 3 Berries (Variety 1)
- 4 Berries (Variety 2)
- 5 Cherries
- 6 Grapes
- 7 Peaches

- 8 Pears
- 9 Plums
- 10 Rhubarb
- 11 Any fruit mixture
- 12 Miscellaneous
- 13 Other

FRUIT BUTTER, JAM, JELLY, MARMALADE, PRESERVES AND SYRUP

*One jar constitutes an entry.

*May be opened and even tasted for judging purposes.

*NO PARAFFIN (WAX) SEALS ALLOWED.

*Headspace for all entries should be ¼ inch.

*Jars must be labeled with general contents (i.e. “Strawberry Jam”).

Butters, Jam, Jelly & Marmalade

Scorecard:

Pack	10
Color	20
Clarity	30
Consistency	25
Container	15
Total	100

Preserves Scorecard:

Pack	30
Quality of Fruit	30
Quality of Syrup	25
Container	15
Total	100

Fruit butters are made from fruit pulp cooked with sugar until thickened to a spreadable consistency. **Jam** is made from crushed or chopped fruits and sugar. **Jelly** should be a semi-solid mixture of fruit juice and sugar that is clear and firm enough to hold its shape.

Marmalades are soft fruit jellies with small pieces of fruit or citrus peel evenly suspended in a transparent jelly.

Traditional **fruit preserves** consist of small, whole fruits or uniformly sized pieces of larger fruits in a very thick sugar syrup or slightly jellied juice.

CLASS 43 –ADULT DIVISION

CLASS 44 - JUNIOR DIVISION

CLASS 45 - YOUTH DIVISION

Lot

- 1 Fruit Butter (Variety 1)
- 2 Fruit Butter (Variety 2)
- 3 Fruit Butter (Variety 3)
- 4 Jam (Variety 1)
- 5 Jam (Variety 2)
- 6 Jam (Variety 3)
- 7 Jelly (Variety 1)
- 8 Jelly (Variety 2)
- 9 Jelly (Variety 3)
- 10 Marmalade (Variety 1)
- 11 Marmalade (Variety 2)
- 12 Marmalade (Variety 3)
- 13 Preserves (Variety 1)
- 14 Preserves (Variety 2)
- 15 Preserves (Variety 3)
- 16 Syrup (Variety 1)
- 17 Syrup (Variety 2)
- 18 Miscellaneous
- 19 Other

PICKLED FOODS

*One jar constitutes an entry.

*Headspace for pickled foods should be ½ inch. Hot Water Bath processed.

Fancy packs are generally discouraged.

A safety concern arises with pickled or fermented foods if the acidity level is not high enough to prevent the growth of bacteria. Use **tested recipes with the proper amount of acidity.

Scorecard:

Pack	30
Quality of Product	40
Quality of Liquid	20
Container	10
Total	100

CLASS 46– PICKLES

Lot

- 1 Beans, Pickled
- 2 Beet, Small
- 3 Bread and Butter
- 4 Refrigerator Pickles
- 5 Carrot, Small
- 6 Crab Apple
- 7 Cucumber, Dill
- 8 Cucumber, Sweet, Small
- 9 Cucumber, Mixed, Mustard
- 10 Garden, Mix
- 11 Green Tomato
- 12 Ice Water Pickles
- 13 Onion
- 14 Miscellaneous

- 15 Other

RELISHES & CHOW-CHOW

___Relishes are chopped fruits and vegetables cooked in a spicy vinegar solution. Chow-Chow is a North American pickled relish with varied ingredients depending on whether it is the "Northern" or "Southern" variety.

A safety concern arises with pickled or fermented foods if the acidity level is not high enough to prevent the growth of bacteria. Use **tested** recipes with the proper amount of acidity.

One jar constitutes an entry. May be opened and even tasted for judging purposes.

Scorecard:

Pack	40
Quality of Product	30
Quality of Liquid	20
Container	10
Total	100

CLASS 47 – RELISHES

Lot

- 1 Chili Sauce
- 2 Chow-Chow
- 3 Pesto
- 4 Relish (any variety)
- 5 Salsa
- 6 Tomato Sauce
- 7 Miscellaneous
- 8 Other

CANDIES

4 pieces constitutes an entry.

CLASS 48–ADULT DIVISION

CLASS 49 - JUNIOR DIVISION

CLASS 50 - YOUTH DIVISION

Lot

- 1 Caramels
- 2 Dipped Candy
- 3 Divinity, Plain
- 4 Fudge (any variety)
- 5 Mints
- 6 Peanut Brittle
- 7 Suckers
- 8 Taffy
- 9 Miscellaneous
- 10 Other

CLASS S49 - DAIRY PRODUCTS/ SOAP

Lot

- 1 1/4 lb. Dairy Butter in Jar
- 2 Homemade Cottage Cheese in Jar
- 3 Homemade Soap, Cake
- 4 Homemade Soap, Ground or Granulated
- 5 Homemade Soap, Decorative
- 6 Other
- 7 Miscellaneous

CLASS 51 - HONEY

Lot

- 1 Best Display, Comb Honey
- 2 Best Display, Extracted Honey
- 3 Other
- 4 Miscellaneous

CLASS 52 – EGGS (HEN EGGS ONLY)

Lot

- 1 Best Dozen, Brown Eggs
- 2 Best Dozen, White Eggs
- 3 Low Cholesterol Eggs
- 4 Other
- 5 Miscellaneous

DRIED FOODS

Dried foods should be prepared according to current Cooperative Extension Service information. Dried fruits need to be labeled with type of processing and time, and ingredients used. Dried foods should be displayed in appropriate storage containers (glass jars with rust-free lids, heavyweight plastic food-quality bags, vacuum-sealed plastic food bags, etc.).

Scorecard:

Color	30
Size and Shape	10
Texture	40
Packaging and Labeling	10
Aroma	10
Total	100

CLASS 53 – DRIED FOODS

Minimum 1/4 cup

Lot

- 1 Dried Fruit
- 2 Dried Fruit Leather
- 3 Dried Meat
- 4 Dried Vegetables
- 5 Miscellaneous
- 6 Other

NEW CATEGORY!!

KNIFE SKILLS

CLASS 54 –ADULT DIVISION

CLASS 55 - JUNIOR DIVISION

CLASS 56 - YOUTH DIVISION

THIS CATEGORY WILL FOCUS PRIMARILY ON ENTRANTS' CREATIVE CARVING ABILITIES.

ENTRIES MUST FEATURE SCULPTED FRUITS AND/OR VEGETABLES.

Lot

- 1 Cucumber boat
- 2 Flower (any fruit or vegetable)
- 3 Fruit bouquet

- 4 Orange basket
- 5 Radish flowers (3)
- 6 Rind carving
- 7 Vegetable bouquet
- 8 Watermelon basket (unfilled)
- 9 Other
- 10 Miscellaneous

NEW CATEGORY!!

CULINARY EDUCATION

CLASS 57 –ADULT DIVISION

CLASS 58 - JUNIOR DIVISION

CLASS 59 - YOUTH DIVISION

This category will feature educational displays and demonstrations pertaining to the Culinary Arts.

Educational Displays are intended to interest and inform the general public about a current concern or interest within the Culinary Arts.

--TO ENTER TO PRESENT A DEMONSTRATION, PLEASE SIGN UP FOR A TIME IN THE FAIR OFFICE, FIRST COME, FIRST SERVED.
--DEMONSTRATIONS SHOULD TAKE 15-30 MINUTES TO PRESENT.

--ALL DEMONSTRATIONS WILL TAKE PLACE IN THE AG HALL.

--MORE THAN ONE PERSON MAY PARTICIPATE IN A DEMONSTRATION, BUT EACH DEMONSTRATION MAY ONLY BE ENTERED ONCE.

--EACH DEMONSTRATION RECEIVES A RIBBON AND AN AUTOMATIC \$5 PREMIUM.

--DEMONSTRATION EXHIBITORS MUST HAVE AN ITEM FOR DISPLAY PURPOSES IN THE AG HALL BEFORE AND FOLLOWING THE TIME OF DEMONSTRATION.

Lot

- 1 Culinary Safety Display
- 2 Culinary Safety Demonstration
- 3 Educational Display - Poster
- 4 Educational Display - Other
- 5 Culinary Demonstration

DEPARTMENT T ----- FLOWERS

Entries close at 7:00 p.m. on Thursday INCLUDING CUT FLOWERS!!!

"People's Choice" Ribbons are awarded in the overall 17 and under division and overall adult division.

All exhibits not picked up before 6:00 the last day of the fair will be disposed of, including containers.

HINTS TO EXHIBITORS:

If plant material is to hold up through the exhibition period, it is suggested you cut flowers the day before showing. Cutting should be done in the late afternoon, around 4 p.m., to get the greatest amount of sugar in the leaves. Cut stems cleanly at an angle with a sharp knife. After cutting, immediately plunge the flowers into 110 degree water to overcome any temporary wilting. Then set the flowers in a dark place (60 degrees is ideal for cut flowers) out of a draft and let the water cool to room temperature. This enables the flowers to regain their turgidity and last much longer. All foliage (such as leaves) that is below the waterline has to be removed to avoid fouling the water. Also, remove any broken, diseased or disfigured petals/foliage.

Asters, Dahlias and Roses are best cut just before their full center shows. Since buds count as flowers in a display, remove them leaving one flower per stem. Flowers on branches with wood stems, such as Phlox, Stocks, Roses, and Chrysanthemums should be split, crushed or pounded before plunging in water.

Any flowers with a milky or colorless fluid in their stems, such as Peony, Poppy, Dahlia, Euphorbia, and Hollyhock may be seared with a flame or the stem end placed in boiling water for several minutes to prepare them for showing. (Protect the blossom end by gently wrapping in newspaper.) Sweet Peas show best when the stems are long and have the largest number of blossoms per stem. Zinnias should be picked when in full blossom, dipped first in hot water through a hole in a newspaper and put in deep, cool water.

The following definitions are used to explain entry guidelines:

Bloom: Individual flower terminating in a stem.

Spike: Florets attached directly to the main axis at close intervals.

Spray: Side-flowering growth consisting of one stem with or without a central flower.

Stem: More than one flower carried by one stem and does not have a separate stem growing from the main stem.

RULES: Each exhibit must contain no more or no less than the number of stems specified in each lot number. Entries that do not adhere to the number of stems will be disqualified and deemed "Display only."

Horticultural entries must be grown by the exhibitor. Fresh or dried flowers in designs need not be grown by the exhibitor. **No artificial flowers, artificial greenery, or noxious weeds are permitted.**

**CLASS 1 – JUNIOR DIVISION
HORTICULTURE**

Lot

- 1 Petunia, 1 Spray, 8" or less
- 2 Marigolds, 3 stems
- 3 Zinnia, 3 stems
- 4 Sweet Peas, 6 stems
- 5 Bachelor Buttons, 5 stems
- 6 Rose, 1 stem
- 7 Any Other, Annual
- 8 Any Other, Perennial
- 9 Terrarium
- 10 Patio Pot

**CLASS 2 – YOUTH/JUNIOR DIVISION
ARRANGEMENT**

Lot

- 1 Mug Garden: Arrangement using any size mug as container
- 2 You Are My Sunshine: arrangement using sunflowers
- 3 "Bees' Delight": any flower liked by bees
- 4 4th of July: using patriotic colors
- 5 Summer in Blaine County: Western artistic design
- 6 Welcome to the Fair: Locally grown flowers
- 7 Creatures Design: Character made with fruit, vegetables, and plant materials
- 8 Fairy Garden
- 9 Any other design not listed

**CLASS 3 – ADULT DIVISION
HORTICULTURE**

Lot

- 1 Achillea, Pearl, 2 stems
- 2 Asters, 3 blooms, mixed color
- 3 Bachelor buttons, 5 stems
- 4 Begonia, Tuberous, 1 bloom
- 5 Bells of Ireland, 1 stalk
- 6 Calendulas, 3 stems
- 7 Carnations, 1 stem
- 8 Chrysanthemums, 1 spray
- 9 Clematis, 2 blooms
- 10 Columbine, 1 stem
- 11 Hibiscus, 1 bloom
- 12 Ornamental Grasses, 1 stalk/plume
- 13 Comfrey, 2 stems
- 14 Coreopsis, 2 stems
- 15 Cosmos, 2 stems

- 16 Dahlias, 1 bloom 4" or more
- 17 Dahlias, 3 blooms, under 4"
- 18 Daisy (Gloriosa), 2 stems
- 19 Daisy (Shasta), 2 stems
- 20 Daisy (African), 2 stems
- 21 Delphiniums, 1 stalk
- 22 Freesia, 2 stems
- 23 Geraniums, 1 bloom
- 24 Gladiolas, 1 stem
- 25 Gladiolas, 2 or 3 stems
- 26 Hollyhocks, singles, 1 stalk
- 27 Hollyhocks, doubles, 1 stalk
- 28 Impatiens, 3 stems
- 29 Day Lily, 1 stalk
- 30 Oriental Lily, 1 stalk
- 31 Asiatic Lily, 1 stalk
- 32 Tiger Lily, 1 stalk
- 33 Marigolds, 2 blooms, 2-4"
- 34 Marigolds, French Singles, 1 spray not over 8" tall
- 35 Marigolds, French Doubles, 1 spray not over 8" tall
- 36 Marigolds, Petite, 3 blooms
- 37 Monarda (Bee Balm), 2 stems
- 38 Nasturtiums, 2 blooms
- 39 Nicotiana, 2 stems
- 40 Pansies, 3 stems
- 41 Petunias, Small Single, 1 Spray Not over 8" tall
- 42 Petunias, Single Ruffles, 1 Spray
- 43 Petunias, Large Double, 1 Spray
- 44 Petunias, Giant Ruffles, 1 Spray Not over 8" tall
- 45 Peony, 1 stem
- 46 Phlox, Annual, 2 stems
- 47 Phlox, Perennial, 1 stalk
- 48 Pinks, Dianthus, 3 stems
- 49 Poppy, 1 bloom
- 50 Primrose, 2 blooms
- 51 Rose Bowl, 1 bloom
- 52 Rose, Climbing/Shrub, 1 spray
- 53 Rose, Floribunda Single, 1 Spray
- 54 Rose, Floribunda Double, 1 Spray
- 55 Rose, Grandiflora, 1 stem w/ foliage
- 56 Rose, Hybrid Tea, 1 bloom w/ foliage
- 57 Rose, Miniature, 1 Spray
- 58 Salpiglossis, 2 Stems
- 59 Salvia, 2 stems
- 60 Scabiosa, 2 stems
- 61 Snapdragons, 2 stems

- 62 Snapdragons, Dwarf, 3 stems
- 63 Statice, 2 stems
- 64 Stock, 2 stems
- 65 Strawflowers, 3 stems
- 66 Sunflowers, 1 stalk
- 67 Sweet Peas, 1 color, 3 stems
- 68 Sweet Peas, mixed colors, 3 stems
- 69 Sweet William, 2 stems
- 70 Verbena, 2 stems
- 71 Veronica, 2 stems
- 72 Viola, 3 stems
- 73 Yarrow, Achillea, 1 spray
- 74 Zinnia, Petite, 3 stems
- 75 Zinnias, 3 stems under 2" tall
- 76 Zinnias, 2 stems over 2" tall
- 77 Any Other Annual
- 78 Any Other Perennial

**CLASS 4 – ADULT DIVISION,
HANGING CONTAINERS, PATIO POTS
AND HOUSEPLANTS**

Orchids with or without blooms may be entered.

Lot

- 1 African Violet, single flowering
- 2 Cacti, 3 or more varieties, 1 pot
- 3 Cactus, 1 variety
- 4 Dish Garden
- 5 Terrarium
- 6 Fern
- 7 Flowering House Plant
- 8 Foliage Plant
- 9 Grape Ivy
- 10 Hanging Container, one variety
- 11 Hanging, Container, mixed varieties
- 12 Ivy
- 13 Orchid, Phalaenopsis (Moth - Common)
- 14 Orchid, Vanda (Orchidaceae)
- 15 Orchid, Cymbidium (Boat)
- 16 Orchid, Dendrobium Phalaenopsis
- 17 Orchid, Oncidium (Dancing Ladies)
- 18 Orchid, Other
- 19 Patio Pots, all one color
- 20 Patio Pots, mixed colors
- 21 Patio Pots, one plant
- 22 Rare Plants
- 23 Succulents
- 24 Swedish Ivy
- 25 Any Other Hanging Container
- 26 Any Other Houseplant
- 27 Any Other Patio Pot

ADULT, ARTISTIC DESIGN

There are Advanced and Beginner categories here. **Beginner** means you have never won any blue ribbons in this class before.

CLASS 5 - Advanced

CLASS 6 - Beginner

Lot

- 1 Grandma's Collection: using mixed fresh flowers
- 2 Mellow Yellow: a mass design
- 3 Blaine County's Bounty: a design incorporating garden vegetables with fresh or dried flowers
- 4 Let's Eat: a table arrangement viewed from all sides
- 5 Prairie Passion: a dried arrangement

- 6 My Country 'Tis of Thee: a patriotic design
- 7 8" Wonder: under 8" in all dimensions
- 8 Skyscraper: a creative line design
- 9 Basket Delight: a basket of fresh flowers
- 10 Timeless Treasure: a design using an antique container
- 11 A Bugs' Lunch: all green arrangement
- 12 Holiday: a design depicting your favorite celebration
- 13 Any other design not listed

YARD ART DESIGNS:

CLASS 7 – ADULT

CLASS 8 – JUNIOR

CLASS 9 – YOUTH

Classes 7-9 have two \$25 cash prizes. One for the best entry for adults and another for the combined Junior and Youth divisions.

Lot

- 1 Wheelbarrow Design: any theme scene with planted, fresh or dried flowers
- 2 Wagon Design: using planted or dried flowers, etc., any theme.
- 3 Yard Art: a homemade yard decoration with or without flowers
- 4 Wreath or Door Hanging: fresh or dried plant material
- 5 Any other

DEPARTMENT V ----- ART AND PHOTOGRAPHY

Entries close at 7:00 p.m. on Thursday.

All articles entered for competition shall be under the control of the Superintendent of this department.

No article in this department, when once in place, can be moved or exchanged to another division nor will it be judged in any class unless properly entered on the regular entry blanks.

Every article shall be entirely the work of the exhibitor.

It is requested that exhibits be removed as early as possible after 4:00 p.m. the last day of the fair.

ARTWORK

CLASS 1 – PROFESSIONAL AND ADVANCED

CLASS 2 – ADULT BEGINNER AND INTERMEDIATE

CLASS 3 – JUNIOR

CLASS 4 – YOUTH

Lot

- 1 Acrylic Animal
- 2 Acrylic Portrait
- 3 Acrylic Scenery
- 4 Acrylic any other subject
- 5 Anime
- 5 Clay Sculpture
- 6 Clay Item (Pinch, Slab, or Coil)
- 7 Clay Item (Thrown)
- 8 Clay Item (any other)
- 9 Colored Pencil Drawing
- 10 Etched Glass
- 11 Ink Animal
- 12 Ink Cartoon

- 13 Ink Portrait
- 14 Ink Scenery
- 15 Ink any other subject
- 16 Mixed Media
- 17 Oil Animal
- 18 Oil Portrait
- 19 Oil Scenery
- 20 Oil any other subject
- 21 Paint by Number project
- 22 Pastel Animal
- 23 Pastel Portrait
- 24 Pastel Scenery
- 25 Pastel any other subject
- 26 Pencil or Charcoal Animal
- 27 Pencil or Charcoal Portrait
- 28 Pencil or Charcoal any other
- 29 Stained Glass
- 30 Watercolor Animal
- 31 Watercolor Portrait
- 32 Watercolor Scenery
- 33 Watercolor any other subject
- 34 Any other medium

- 35 Other
- 36 Miscellaneous

SCHOOL EXHIBITS

CLASS 5

Schools are encouraged to collect and display regular classroom art projects throughout the year from as many students as possible. Entries must include at least 6 student projects/pieces from this past school year and must be prepared, entered, and removed by designated school personnel.

Paper projects should be matted or attached to tag board for appearance, stability and ease of display.

All display items must be labeled with the student's name, grade, and the name of the school.

Each school will receive \$15.00 for exhibiting student work.

Lot

- 1 Grades K-2

- 2 Grades 3-5
- 3 Grades 6-8
- 4 Grades 9-12

PHOTOGRAPHY

5x7 BLACK & WHITE – MOUNTED

CLASS 6 – ADULT

CLASS 7 - JUNIOR

Lot

- 1 Domestic Animal
- 2 Flowers or Plant
- 3 Landscape
- 4 Pets
- 5 Photographer's Choice
- 6 Portrait
- 7 Taken with my phone
- 8 Wildlife
- 9 Miscellaneous
- 10 Other

8x10 BLACK & WHITE – MOUNTED

CLASS 8 – ADULT

CLASS 9 - JUNIOR

Lot

- 1 Domestic Animal
- 2 Flowers or Plants
- 3 Landscape
- 4 Pets
- 5 Photographer's Choice
- 6 Portrait
- 7 Taken with my phone
- 8 Wildlife
- 9 Miscellaneous
- 10 Other

5x7 COLOR PHOTO – MOUNTED

CLASS 10– ADULT

CLASS 11 - JUNIOR

Lot

- 1 Action
- 2 Any Plant or Flower
- 3 Domestic Animal
- 4 Humor
- 5 Ice and/or Snow
- 6 Landscape
- 7 Memories of My Vacation
- 8 Night Lights
- 9 Old West Images
- 10 Pet
- 11 Portrait
- 12 Reflections
- 13 School Days

- 14 Slice of Life
- 15 Still Life (Posed Inanimate Object)
- 16 Story Telling (More Than 1 Photo)
- 17 Sunrise/Sunset
- 18 Vacation Faces & Places
- 19 A Visit to the Zoo
- 20 Wild Flower
- 21 Wildlife
- 22 Photographer's Choice
- 23 Miscellaneous
- 24 Other

LARGE COLOR – MOUNTED

At least 8x10 but not over 11x14

CLASS 12 – ADULT

CLASS 13 - JUNIOR

Lot

- 1 Blaine County Landscape
- 2 Child Portrait
- 3 Domestic Animal
- 4 Flower or Plant
- 5 Landscape
- 6 Macro Photo
- 7 Nature's Colors
- 8 Old West Images
- 9 Pet
- 10 Portrait
- 11 Red, White & Blue
- 12 Reflections
- 13 Slice of Life
- 14 Sports Photo
- 15 Still Life (Posed Inanimate Object)
- 16 Sunrise/Sunset
- 17 Wildlife
- 18 Winter Wonderland
- 19 Miscellaneous
- 20 Other
- 21 Photographer's Choice

SPECIAL SHOTS 5x7 OR LARGER

CLASS 14 – ADULT

CLASS 15 – JUNIOR

CLASS 16 – YOUTH

Lot

- 1 Multiple Exposure
- 2 Panoramic (No enlargement necessary)
- 3 Phone Filter
- 4 Special Effects Added
- 9 Miscellaneous
- 10 Other

CLASS 17 - YOUTH ONLY

BLACK & WHITE PHOTO 4x6 OR LARGER

Lot

- 1 Domestic Animal
- 2 Flowers or Plant
- 3 Landscape
- 4 Pets
- 5 Photographer's Choice
- 6 Portrait
- 7 Taken with my phone
- 8 Wildlife
- 9 Miscellaneous
- 10 Other

CLASS 18 – YOUTH ONLY

COLOR PHOTO 4x6 OR LARGER

Lot

- 1 Action
- 2 Domestic Animal
- 3 Flowers/Plants
- 4 Humor
- 5 Ice and/or snow
- 6 Landscape
- 7 Nature
- 8 Night Lights
- 9 Pet
- 10 Portrait
- 11 School Days
- 12 Selfie
- 13 Slice of Life
- 14 Sunrise/Sunset
- 15 Still Life
- 16 Story Telling (3 or more photos)
- 17 Vacation Faces & Places
- 18 A Visit to the Zoo
- 19 Reflections
- 20 Wildlife
- 21 Other
- 22 Miscellaneous

2022-2023 4-H Membership

Bear Paw Buddies

Sasha Anderson, Paxton Anderson
Fletcher Anderson, Koleman Anderson,
Kruz Crowley, Jaxton Crowley, Kane Crowley

Organizational Leader:

Kelly Anderson

Big Flat

Modesty Chamberlain, Avery Fox, Piper Fox,
Elliot Klindworth, Hannah Klindworth, Issac
Klindworth,
Hannah Richman, Natalie Richman,
Evan Schroder, Jessa Schroder, Hudson
Simons, Mary Simons, Isabella Van Voast,
Hannah Van Voast

Organizational Leader:

Shannon VanVoast

Leaders: Hilary Richman, Tim Richman,
Bobbi Schroder, Alan Van Voast, Shandel
Fouts

North Chinook Boosters

Sydney Bowles, Conner Bowles, Calvin Brown,
Isabella Brown, Daniel Conrad, Lynley Conrad,
Richard Conrad, Alexis Elias, Beau Elias,
Hadley Hofeldt, Ashlyn Hofeldt, Ben Hofeldt,
Saraya Jones, Kenzie MacLeod,
Paisley MacLeod, Jacob Metcalf,
Camielle Nissen, Genavieve Nissen,
Evan Powell, Julian Powell, Rangler Skoyen,
Kaylie Skoyen, Lillian Skoyen,
Gracie Skoyen, Rainie Skoyen, Piper Skoyen,
Colter Snedigar, Janna Snedigar, Tori Snow

Organizational Leader: Jen Elias

Leaders: Traci Bowles, Miranda Skoyen,
Dan Skoyen, Julianne Snedigar

Valley Clovers

Dane Frey-Haluska, Fallan Frey-Haluszka,
Morgan Friede, Clara Laird, Henry Milller,
Emma Paulsen, Hayden Paulsen,
Westen Paulsen, Tyler Schoen, Hannah Schoen,
Walter Schoen, Wylee Simenson, Wacee
Simenson, Norah Zellmer

Organizational Leader:

Tomi Simenson

Leaders: Myles Laird, Rhea Miller,
Justin Simenson

White Pine

Claire Buck, Charlie Buck, Grace Buck,
Augustus Buck, Aspen Burcham, Tipton
Burcham, Abigail Danley, Laura Danley,
Laurin Davies, Evan Davies, Owen Davies,
Peighton Dawson, Denten Eggleston,
EmMarie Eggleston, Ottis Eggleston,
Aislinn Handy, Aubree Handy, Emma
Klingaman, Ethan Klingaman, Quirt
Klingaman, Cassidy Liddle, Danny
McKenzie, Patrick McKenzie, David
McKenzie, Lois McKenzie, Brooklyn Sohn,
Chloe Sohn

Organizational Leader: Amanda
Davies

Leaders: Larry Klingaman, Bobbi
Klingaman

4-H Cloverbuds:

Tipton Burcham, Daniel Conrad, Danial
Cornell, Peighton Dawson, Owen Egbert,
EmMarie Eggeston, Fallen Frey-Haluska,
Otis Eggleston, Brady Garrett, Zane
Grabofsky, Eli Jones, Kane Jones, Elliot
Klindworth, Colter Mohar, Corbin Mohar,
Josey Sather, Rainie Skoyen, Chloe Sohn,
Huston Van Voast

Leaders At Large

Eric Billmayer, Dale Williams,
Marija Hansen, Clinton Hansen,
Kailey Passon, Maureen Schmitt,
Connie Copenhaver, Alicia Noel

"Serving the Big Flat Community"

Reeds Ag Enterprises, Inc.

Turner - 379-2386

**We Support All 4-Hers & FFA
and wish them Good Luck!**

The Place To Find Your
HARDWARE - TOOLS - CLOTHING
AUTOMOTIVE & FARM SUPPLY

**Wholesale
Supply**

HWY 2 West - Havre
265-5424



2022 4-H AWARD DONORS

Blaine County 4-H would like to thank all of our generous donors who support our 4-H program by donating trophies, plaques, belt buckles, banners and monetary awards.

- BAR TX CATTLE & GRAIN CO.
- B & B BUYERS
- CHINOOK VETERINARY CLINIC
- JAMIESON MOTORS, INC.
- HUB INTERNATIONAL
- BLAINE COUNTY VETERINARY SERVICE
- NORTH CENTRAL CATTLE WOMEN
- HELEN, LAURA, SARAH, CHARLEY BUCKLIN
- AMERICAN GARAGE
- CLIFF GRUSZIE MEMORIAL- TAMMY WILLIAMS
- BIG SKY CHS
- NORTHWEST SECURITY
- CHINOOK PHARMACY
- GRUSZIE TRUCKING
- BRUCE & MARY LOU BUTCHER
- BANK OF HARLEM
- HOFELDT LIVESTOCK-MAX & DAWN HOFELDT
- LEV'S MEAT SHOP
- BEN & RUTH HOFELDT MEMORIAL- DOUG HOFELDT
- FRED & SANDY MILLER
- RAY RAMBERG MEMORIAL- GARY & DEB RAMBERG
- GRUSZIE SHOW PIGS
- CONNIE COPENHAVER
- HAROLD & RHEA MILLER
- DAN SKOYEN
- KEN FINLEY
- WALLY & CAROL ELLIOT
- CHINOOK ACE
- STATE FARM INSURANCE
- AITON VETERINARY SERVICE
- ONE HEALTH
- CHINOOK VETERINARY CLINIC
- FRANCES PITTSCH MEMORIAL- THE LEE CRONK FAMILY
- BLAINE COUNTY CONSERVATION
- MOXLEY CONSTRUCTION
- WALTER H. FOUTS MEMORIAL- CHET FOUTS
- WEEDS B GONE
- BLAINE COUNTY TITLE COMPANY
- POWELL TRUCKING
- IN MEMORY OF WILLIE PYETTE- MARY PYETTE
- SOLEM & MCINTOSH
- YADA INDUSTRIES
- SKYLAR POWELL
- IN MEMORY OF JUSTIN LASATER- CRANKBAITERS
- JOHN PIKE CONSTRUCTION
- IN MEMORY OF WALT FUNK- MARIJ & CURT MCCANN
- CLINTON & MARIJA HANSON
- CLEVELAND CREEK LAND & CATTLE, LP
- JACK & ANN S DAVIES
- PAT & KATHI MOLYNEAUX
- BOW & MARROW
- THE COFFEE TROUGH
- LINDA & MILES HUTTON



is proud to again produce this year's Blaine Co. Fair Premium Book.

Thank you to all the businesses and individuals who make our fair a great success year after year!
(406)379-2377



327 Missouri ♦ Chinook, MT ♦ 357-2850

Robert Schmitt, DVM
Lane Schmitt, DVM

Serving All Your Animal Health Needs



**Large
& Small
Animals!**

*Montana Pollinations
Bears Paw Apiaries*

406-390-1419

CHINOOK, MT

HONEYMAN445@HOTMAIL.COM

**WADE & CARLA
ANDERSON**

TILLEMAN EQUIPMENT

4040 1st St W, Havre, MT | (406) 395-6777

FENDT

fendt.com | Fendt is a worldwide brand of AGCO.

Proud to support
Blaine County Youth!



CHEVROLET

TILLEMAN MOTOR COMPANY

HI-LINEDODGE.COM



RAM

4500 US Highway 2 West • Havre, MT

GMC

can-am



RED'S

AUTO-ELECTRIC

406.265.9595





Specializing in all facets of design.

We would love to help
with your next project!

*Best of luck to everyone with their
4-H & FFA projects!*

www.montanagrafix.com | 406.399.7763

BUHMANN APIARIES
PRODUCING HONEY & POLLINATING CROPS
FOR 100+ YEARS: EST. 1918
Serving the Milk River Valley & beyond.
Zurich, MT

ROB: 406-357-3558
MITCHEL: 406-357-3455
CONNLIN: 406-390-2645

Chinook Dental

Enjoy the
BLAINE COUNTY FAIR!

Robert Chaffin, DDS
419 Pennsylvania
Chinook, MT 59523
(406) 357-2668

We want to thank Blaine County & surrounding area for all the support!
We look forward to serving you in the years to come!

See you at the **Blaine County Fair!**



(406) 265-5676

2335 2nd St. West, Havre, MT

FLYNN REALTY INC.

406-265-7845 - Havre * www.flynnrealtyinc.com

406-390-4900 (Cell)

The firm
that Service
& Satisfaction
built!

JANIS FLYNN PYRAK..... 390-4900
LARRY MARTINSON..... 390-1509
KEN NELSON..... 439-0595



NICK PYRAK..... 390-2867
KRISTI PARROTTE..... 390-4912
KIRA HANSARD..... 399-0073

Milk River Pharmacy

Highway 2, Harlem
406-353-3535
Open 8:30 - 5:30 M-F



Good luck with all your projects at this year's Blaine County Fair!



Proud to Support 4-H!

(406) 265-9852

517 Second St.
Havre, MT



one
HEALTH

TELEHEALTH AND IN-PERSON APPOINTMENTS AVAILABLE!

Caring for our communities, one person at a time.



Dr. Joseph Nemes, MD
Primary Care



Stephanie Christman, NP
Primary Care



Lindsay Rucinsky, NP
Primary Care



Samantha Thompson, FNP-C
Nurse Practitioner



Christina Hoppe, Psy.D
Behavioral Health



Michelle Tomaskie, LCPC
Behavioral Health

Primary Care | Behavioral Health | Community Health Support | Pharmacy

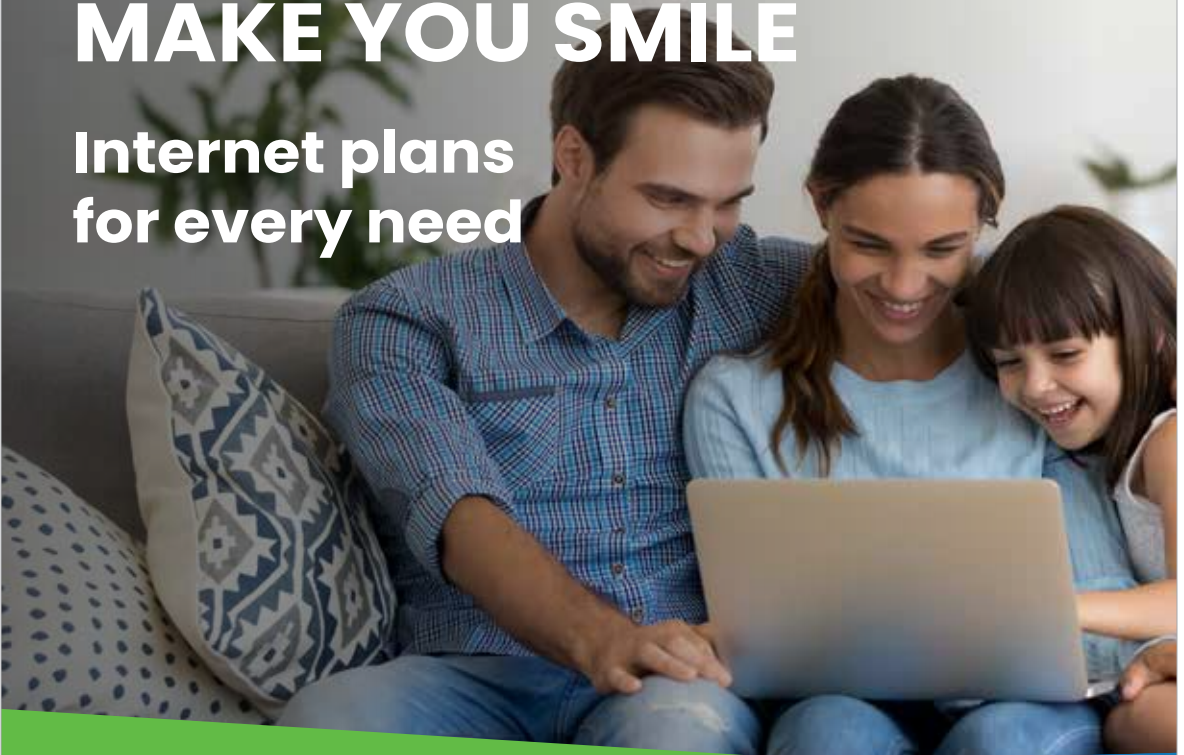
onechc.org

419 Pennsylvania St. | Chinook, MT | 406.357.2294

530 Central Ave W | Harlem, MT | 406.353.4861

SPEEDS THAT MAKE YOU SMILE

Internet plans
for every need



Upgrade and get a \$50 bill credit
or a FREE Roku!*



itstriangle.com | 1.800.332.1201 

*Not available in all areas. Contact us for details.



*All of us at Richman Insurance
encourage you to get out and
ENJOY your Blaine County Fair!*

FARM - HOME - AUTO - CROP - LIVESTOCK RISK PROTECTION



Richman Insurance

Harlem, Montana Rain & Hail, LLC

(406) 353-2213

www.RichmanInsurance.com

This institution is an equal opportunity provider and employer.

**YOUR BLAINE COUNTY
FAIR BOARD DIRECTORY:
www.blainecountyfair.net**

Debbie Ramberg
Manager/Secretary
945-3841

blainecountyfair@gmail.com

FAIR OFFICE/OPEN CLASS Manager
Bonnie Ortner
357-2988

BOARD OF DIRECTORS:

John Skoyen
President
357-3643
265-0073

Dale Williams
357-3419
799-2480

Loren Skoyen
Vice President
781-8033

Shandel Fouts
390-1310

Jon Harmon
399-1551

Linda Ortner
ex-officio
265-0011



EXTENSION OFFICE STAFF:

- **Juli Snedigar** - MSU Blaine County Extension Ag & 4-H Extension Agent
- **Trent Noel** - MSU Blaine County FCS & 4-H Extension Agent
- **Brenda Jones** - MSU Blaine County Extension 4-H Program Assistant

(406)357-3200

**BLAINE COUNTY
4-H COUNCIL OFFICERS:**

Kevin Elias -President
Miranda Skoyen -Vice President
Kasie McIntosh -Treasurer
Shannon Van Voast -Secretary



**John
Pike
Construction**

357-2514 • 200 NEW YORK • PO BOX 1024 • CHINOOK

Dirt Construction ~ Excavating
Backhoes ~ Dump Trucks
Porta Pots For Rent
Septic Tank Dumping
Concrete Forms For Rent

**STOP IN OR CALL FOR A
COMPLETE LIST OF OUR SERVICES!**

GOOD LUCK BLAINE COUNTY 4-HERS!

"Family Vision Care"

DR. LARRY OBIE
OPTOMETRIST PLLC
Chinook Medical Center

Phone: 406-357-3740

419 Pennsylvania - PO Box 1569 - Chinook, Mt 59523



(406) 379-2225
P.O.Box 82
115 Main Street
Turner, MT

**GOOD LUCK
4-HERS!**

Big Flat Grocery

B&B Buyers Inc.

Licensed and Bonded Livestock Order Buyers

Mark & Betty Billmayer

**Supporting Agriculture
in Blaine and
surrounding counties
for as long as we can
remember!**

**You've Done A
Great Job, 4-Hers!**

**Enjoy the fair &
come back next year!**

**We've supported
Blaine County 4-H and
the livestock sale for
over 45 years!**

**PO Box 1267 - Chinook, MT 59523
Home: 357-4100 or Cell: 390-3678**

BLAINE CO. 4-H FOUNDATION:

The 4-H Foundation is a non-profit organization whose sole purpose is to aid and promote the 4-H program through financial assistance opportunities. The foundation fundraises through several venues including serving breakfast at the Blaine County Cruise, auctioning pies at the Blaine County Fair Youth Livestock Sale, and through donations of funds from re-sale of animals at the Youth Livestock Sale.

CONNIE COPENHAVER - PRESIDENT
DALE WILLIAMS - VICE PRESIDENT
SUSAN BILLMAYER - SECRETARY
KEITH HANSON - TREASURER
ART KLEINJAN
NELLIE OBRECHT
DON ROSS
JULI SNEDIGAR - EXTENSION AGENT

4-H FOUNDATION THANKS YOU:

Thank you to **Chinook Veterinary Clinic** and **Milk River Pharmacy** for purchasing Foundation pies at the 2022 Blaine County Fair. Thank you to **Diana Maloney** for continuing to donate pies to this effort.

Thank you to those that purchased and donated animals for re-sale at the 2022 Blaine County Fair. Thank you to those that purchased those re-sale animals.

Purchased and donated:

Aiton Veterinary Services
Sunset Travel & Blaine County Printing
Northwest Farm Credit

Purchased Re-sale animals (proceeds to the 4-H Foundation):

Bear Paw Meats
Jeff & Barb Sather

2022 YOUTH LIVESTOCK SALE SUPPORTERS:

The Blaine County 4-H Clubs and FFA Chapters would like to thank the following businesses and individuals who purchased livestock at the Livestock Sale.

MARKET BEEF

Ezzie's Wholesale
Tilleman Equipment
Pike Construction
Shipwheel Cattle Company
Jay & Gretchen Boardman
Triangle Communications
Frontline Ag Solutions
Independence Bank
Dustin & Vicki Hofeldt
Bear Paw Meats
Bear Paw Livestock
HUB International
First Bank of Montana
Pacific Hide & Fur
Bowles J5 Reds
Rasmussen Farms
CHS Big Sky

MARKET LAMB

Bowles J5 Reds
Miller Brothers Tree Trimming
Thomas Tilleman
KelMcC Angus
Nate & Billie Jo Simons
Fred & Sandy Miller
Aiton Veterinary Service
Birch Ag Insurance

MARKET RABBIT

Dustin & Vicki Hofeldt
Margaret Scoville
Lodestar Land & Home, Cassie Johnson

MARKET HOG

Havre Ford
Shipwheel Cattle Company
Steve & Sonja Swank Family
Tilleman Equipment
Treasure State Title
Big Flat Electric
Moxley Construction
Phillips County Insurance
R & G Quality Feeds
Independence Bank
First Bank of Montana
Lane & Taryn Schmitt
Pacific Steel & Recycling
American Garage
Milk River Ag
Jamieson Motors
Milk River Pharmacy
Richman Insurance
Northwest Farm Credit Services
Skoyen Ag
Kevin & Jessica Aberg
Hi-Line Rental
Jen & Kevin Elias
Jason & Cherisha Morrison
Dan & Miranda Skoyen Family
Maloney Angus Simmental
Chinook Vet
Miller Brothers Tree Trimming
Lodestar Land & Home, Cassie Johnson
Thomas Tilleman
Brown & Brown of Montana
Phillips County Insurance
Ted & Barb Crowley

A HUGE THANK YOU TO ALL LIVESTOCK SALE BIDDERS AND BUYERS!

General Rules & Regulations Blaine County Fair

Rule 1

SECTION 1

The Blaine County Fair Board (the Board) reserves the final and absolute right to interpret these rules and regulations to arbitrarily settle and determine all matters, questions and differences in regard hereto connected with or incident to the Fair.

SECTION 2

The Board reserves the right to formulate and announce new rules to meet emergencies that may arise later and during the Fair, and to adjudicate all matters arising from the Fair after it is held.

SECTION 3

The Board reserves the right to direct and regulate the parking of all automobiles: or other vehicles or conveyances within the Fairgrounds and to direct where they shall be driven therein. It may prohibit the running of automobiles in any section of the grounds whenever, in its opinion, common safety demands it.

SECTION 4

The Board reserves the right to regulate the sale and use of alcoholic beverages within the Fairgrounds. It may prohibit the use of alcoholic beverages in any section of the grounds, when, in its opinion, it is creating a public nuisance.

SECTION 5

The Board reserves the right to exclude from the Fairgrounds any person or persons whom it shall deem undesirable, or who shall violate any of the rules laid down by the management, or who shall otherwise become offensive.

SECTION 6

Every animal and article upon the grounds shall be under control of the Board, but while every precaution will be taken for the safekeeping of the same, neither the Board, its officers, nor agents will be responsible in any case for any loss, damage, or accident that may occur.

SECTION 7

The Board will carefully guard against extortion in any form practiced on patrons of the Fair. A violation of this rule will cause forfeiture of contract and money paid and involves expulsion from the grounds as the management may direct.

SECTION 8

No claim for injury to any person or property shall be asserted or suit maintained against the Blaine County Fair, the Board, or their agenda, or on behalf of any person, firm or corporation or their agents, representatives, servants or employers having license or privilege to exhibit on the Fairgrounds or occupying space.

SECTION 9

Any mistreatment or extortion practiced by any employees of the Board or concessions shall be reported to the Board by any of the fair visitors and patrons.

SECTION 10

The Board reserves the right to prescribe the dimensions and regulate the position of all signs and generally direct the arrangement of articles on

exhibition so far as the same may be necessary to secure harmony and an attractive appearance.

SECTION 11

Any person or persons found hazing other persons will be ejected from the Fairgrounds. Any police officer, special policeman, or superintendent of a department is hereby granted this authority.

Rule 2- Entries, Releases & Removals

SECTION 1

a. All exhibitors must have an entry number before entering in any department.

b. Competition in exhibits is limited to Blaine County exhibitors unless a special invitation is extended by the Board. Application for entry should be made on entry blanks furnished at the Fair office. Entries made in different departments must be made on separate entry blanks.

SECTION 2

Exhibits erroneously entered may be transferred by the Superintendent of the department to the proper section for judging and shall be considered as having been originally entered in such section and the records shall be changed accordingly.

SECTION 3

All buildings will be opened and prepared to receive exhibits as indicated on the official Fair schedule. All exhibits must be entered and in place according to the rules of the department where they are enrolled.

SECTION 4

Unless otherwise specified under the department rules, all exhibits must remain in place until the time indicated on the official Fair schedule except by permission from the Board where, in its judgment, emergency justifies such release and removal.

SECTION 5

All entries must be in place as indicated on the official Fair schedule, except where specifically provided in department rules or in case exhibitor obtains special permission from the Board.

SECTION 6

Chronic disease, deformity or any serious imperfection disqualifies stock for entry and such animals, if entered, will not be considered for a premium.

SECTION 7

The Board will not assume or pay transportation charges on articles sent for exhibition, or assume any expense in their delivery to the grounds. The management will use diligence to insure the safety of livestock or articles after their arrival and placement, but in no case will be responsible for any loss or damage that may occur.

SECTION 8

Every entry must be made in the name of a bona fide owner at the time of entry. Any misrepresentation touching any entry either by facts stated or omitted will render the entry ineligible to compete and no premium awarded to such entry will be paid.

SECTION 9

Exhibitors in the automobile, machinery and implement departments are requested to ship or deliver their goods as early as possible to give ample time for the installation of such articles. Merchants and dealers failing to have their

exhibits ready at the opening hour will forfeit the right to their space.

SECTION 10

No exhibit will be permitted to be entered in more than one lot.

SECTION 11

All agricultural exhibits must be grown or produced by exhibitor during the season of the current crop year.

SECTION 12

a. The Board does not guarantee the payment of special premiums offered by merchants or private parties. These premiums are secured with promissory statements signed by donor and accepted by the Board in good faith and must be contested for under these conditions.

b. As soon as possible after the close of the Fair, special prize donors will be provided with winners' names in writing. Donors of special prizes are requested not to pay the prize without the written order from the Fair.

SECTION 13

The Board reserves the right to revise the premium list to meet the needs of exhibitors.

RULE 3- Concessions & Privileges

Concession - A lease of a portion of premises for a particular purpose.

Concessionaire - The owner or operator of a concession.

SECTION 1

a. All persons making application for concessions will be required to sign a written contract before being allowed to transact any business.

b. The Board reserves the right to cancel at any time, for reasons satisfactory to it, contracts made with concessionaires or others.

c. The Board reserves the right to prescribe the dimensions and regulate the location of all concessions.

SECTION 2

a. For all concessions, the fee will be paid on demand at a time determined by the Fair Board Secretary/Manager. If not paid on time, all privileges will be forfeited to the Fair.

b. A concession may be charged an extra fee for electricity.

SECTION 3

Each concessionaire must confine him or herself to the space assigned. Failure to do this will result in the loss of all privileges and/or forfeiture of fees paid.

SECTION 4

a. The Board will use every precaution to guard against extortion in any form practiced upon the patrons of the Fair.

b. Any extortion by concessionaires will cause the forfeiture of contract money paid and/or expulsion from the grounds as the Board may direct.

SECTION 5

a. The Board authorizes the letting of only such privileges or concessions as are required to supply the necessary wants of the people that may add to their comfort, convenience and pleasure.

b. No privileges of a questionable nature or a demoralizing tendency will be let, or in any manner tolerated, upon the grounds or in the buildings.

c. No privilege will be permitted where the business is conducted in other than a legitimate manner.

SECTION 6

a. All dining halls, lunch booths, refreshment pavilions or stands must be a substantial structure and neat in appearance.

b. They must be supplied with and sell only wholesome food and pure, honest goods at a reasonable price.

c. All meat must be kept under refrigeration.

d. All booths must have fire extinguishers.

e. All food booths and/or concessionaires who sell food items must furnish to the Board by June 1 each year a menu of all food items served along with the prices of these items to be served.

f. All food booths must give proof of liability insurance to the Secretary/Manager before the food booth can open for business during the Fair.

g. All food booths and/or concessionaires must follow all the local, state, and federal regulations governing those entities

SECTION 7

a. All ground leases or space contracts, unless otherwise specified, will expire with the close of the Fair each year.

b. All temporary buildings, frames, booths etc. must be removed within ten (10) days after the close of the Fair or they may become the property of the Blaine County Fair.

c. All exhibits, cars, etc. or any other concessionaire or exhibitor articles must be removed at the concessionaire's or exhibitor's expense.

SECTION 8

a. Purchasers of concessions must keep their space in a sanitary condition.

b. All refuse must be removed and placed in garbage containers where employees of the Fair may get to them with ease.

SECTION 9

a. Concessionaires and their help must be neat and tidy in their dress.

b. Persons found working at any concession and not complying with this rule may be ordered off the grounds.

SECTION 10

A violation of any of the terms and situations of the concession contract or Fair policy shall cause the full amount of the contract to become due and a work revocation and forfeiture of all rights and privileges.

SECTION 11

Under no circumstances will any person, firm, or concessionaire be permitted to distribute advertising matter, handbills, balloons, flyers, heralds, tack cards, etc. outside the place assigned to them.

SECTION 12

If there is gate charge, all people working in concession booths will be required to pay their way into the fairgrounds. This definitely includes those individuals who bring food to the concessions booths.

SECTION 13

a. No concessionaire shall sublease his concession or concession privilege without

approval of the Board.

b. No concessionaire may operate his concession in such a way that it obstructs or interferes with operation of other concessions, movement of Fair patrons, fire lanes, access to buildings, etc.

SECTION 14

a. Any concession using a P.A. system will maintain a decibel level that will not:

1. Interfere with other concessions.

2. Be annoying to people in the area.

3. Frighten or disturb animals in the area.

4. Override the public address system operating from the Fair office.

b. The Board reserves the right to control the decibel level.

SECTION 15

Any entertainment brought onto the fairgrounds by a group, individual, concessionaire, or other entity, other than that provided by the Board, must be approved by the Board in advance.

RULE 4 - Protests

SECTION 1.

All protests will be determined by the Board and must be presented as a written affidavit setting forth the grounds for protesting, as well as a deposit of \$5.00 which will be forfeited if the protest is not sustained.

SECTION 2

Protests against the exhibition of any entry must be filed, considered and determined before the lot is judged.

SECTION 3

Protests against any award must be filed before 8:00 PM on the day the award was made and will be considered and determined at the first Board meeting after the Fair.

SECTION 4

In addition to the right of protest guaranteed above to interested parties, the Board reserves the right to take cognizance of any fraud, consummated or attempted, and to deal with persons implicated therein in such manner within the limits of power of the Board, the evidence relating there be deemed just and proper.

SECTION 5

Parties interested will be duly notified of the time and place for considering protests, and given the opportunity to submit evidence.

SECTION 6

The Fair Secretary shall have the power of decision in all matters of disagreement between exhibitors, Superintendents or other officers.

RULE 5 - Judging

SECTION 1

The single judge system is the policy of the Blaine County Fair and in every case the judge will be selected with the utmost care. The management, however, reserves the right to substitute the three judge system or station judges should circumstances arise where it would prove of mutual benefit to the exhibitor.

SECTION 2

Judges will report to the Superintendent in charge at their respective departments at the time specified on the official Fair schedule for awarding the premiums on the classes which they are

respectively to judge.

SECTION 3

Should any doubt arise as to regularity of any entry or any other important matter which the judge feels incompetent to decide, he shall report the same to the management through the Superintendent in charge of the department.

SECTION 4

In classes in which only one exhibitor makes entries, the Board reserves the right to award only one premium and the judge may, at his discretion, withhold any or all premiums where the animal or articles is not worthy of an award.

SECTION 5

The decision of the judges will be final and no appeal will be considered except in case of protest.

SECTION 6

Any exhibitor attempting to interfere with the judges during their adjudication or who publicly expresses disapproval in the area or on the grounds of the decisions of the judges, or who, by act or influence, shall be guilty of conduct unbecoming an exhibitor, shall forfeit the premium and be excluded from further competition.

SECTION 7

Judges must not award prizes to any unworthy exhibit. It is the intention of the Board that no premium or distinction of any kind shall be given to any animal or article that is not deserving. The rule must be strictly adhered to, whether there is competition or not.

SECTION 8

No premiums shall be awarded nor will any premium be paid to any animal or article not mentioned in this Premium List unless recommended by the Superintendent of the department.

GENERAL RULES AFFECTING ALL OPEN CLASS, 4-H, & FFA LIVESTOCK

1. Entries will be entered from as specified in the official Fair schedule. All livestock must be owned by the exhibitor for at least 90 days prior to the Fair.

2. Exhibitors must keep alleys and pens clean and clear.

3. The Board will provide bedding and water.

4. The exhibitor is responsible for all feed, including hay.

5. All livestock must be bathed in designated wash rack areas. Use of additional hoses in unauthorized areas is strictly prohibited.

6. Beef grooming chutes will only be allowed if cleared with the Beef Superintendent and then only located outside of the west end of the Barn. Arrangements must be made with the Beef Superintendent for special location.

7. Barn Superintendents, along with the Board, have final authority regarding all matters in their respective barns.

8. All exhibitors must be from Blaine County, except by special invitation of the Superintendent or Secretary/Manager.

9. All livestock exhibits will conform to the Code of Ethics listed in the 4-H-FFA livestock section.

WELCOME TO THE BLAINE COUNTY FAIR

*Call or stop by and see us
today for all your
insurance needs!*

**HOME | AUTO | FARM/RANCH
CROP/HAIL | COMMERCIAL
HEALTH/BENEFITS | BONDS**



HUB

HUB International Insurance

327 Indiana St. - Chinook - 357-2227

Mike Inman
(406) 357-4302
Commercial/Farm/Ranch

Ted Brown
(406) 357-4303
Crop & Hail Insurance

Chad Jones
(406) 357-4300
Farm/Ranch

We are an Equal Opportunity Provider of Insurance

JAMIESON MOTORS Inc.

406.357.2470 • www.jamiesonmotors.net • Chinook, MT

Thank you and best of luck to 4-Hers, FFA and all exhibitors.

**The Dodge Boys Welcome You to the
2022 Blaine County Fair.**



Jamieson Motors - Supporting the
Blaine County Fair Since 1942!



Whether Buying or Selling

We can help you with all your
Real Estate Needs!

Give Us A Call Today...

We Have Homes Listed to suit anyone's needs!

Kim Cripps, Broker

Montana Realtor License #1214

406.265.0905

OFFICE: 406-945-9039

Val Hobbs, Realtor

406.945.0475



Call Soon!



Main Street, Chinook • Open 8 - 6 M-F • (406) 357-3333
www.ChinookPharmacy.net



**Visit our
 Photo Kiosk -
 Get your photos
 produced right
 here in town!**



Carla Anderson
 Independent Beauty Consultant



406.390.1427



<https://www.marykay.com/canderson95034>



cashton2881@gmail.com



410 Clear Creek Rd #748 Chinook,
 MT 59523



Carla Anderson Mary Kay VIP Customers



[instagram.com/CarlaAnderson](https://www.instagram.com/CarlaAnderson)
 MaryKay

www.marykay.com

**IN THE PAST.
IN THE PRESENT.
IN THE FUTURE.**

 **4-H
PROUD**



SUPPORTING 4-H PROGRAMS FOR

68 YEARS

VALLEY
FURNITURE

The Hi-Line Furniture **GIANT**
"Serving you since 1954"
315 1st Street West (406)265-2278
HAVRE, MT 59501
Facebook @valleyfurnitureco



is proud to support our

BLAINE COUNTY 4-H AND FFA YOUTH

- The future of Montana agriculture!



Best of luck to all for a successful fair!



2626 Hwy. 2 East * Havre, MT

**406.265.5518
800.621.5701**

Is it a **JUNGLE** out there?

Call us for

- * Tree, Hedge & Shrub Trimming *
- * Shelter Belt Cleanup *
- * All Tree Services *
- * Removal & Pruning *

MILLER BROTHERS

Tree Service, LLC

"A Cut Above the Rest!"

Phone: (406) 357-4218


Perry, Jimmy & Willie Miller
 millerbrotherstreeservice@gmail.com
 637 Indiana St * P.O. Box 1628 * Chinook, MT



NEED HELP PAYING FOR CHILD CARE?

Financial Assistance and help finding a licensed child care provider with the proper training to support your child's development, giving you peace-of-mind.

Visit FamilyConnectionsMT.org or call 800.696.4503

MONTANA DPHHS  This project is funded under a Contract with the Montana Department of Public Health and Human Services. The statements herein do not necessarily reflect the opinion of the Department.

PRAIRIE  PIECES BOUTIQUE

330 Indiana Street
 Chinook, MT

(406) 357-2706

shop@prairiepieces.com

CCR
COLLECTOR-CORRECTION REPAIR
"Obsessed with Quality"

FORMERLY PRECISION BODY SHOP

FOREIGN & DOMESTIC

I-CAR CERTIFIED TECHNICIANS

PRECISION BODY SHOP INC.
factory Baked
Finish by
Blowtherm

- UNI-BODY FRAME REPAIR
- TOWING SERVICE
- GLASS REPLACEMENT

406.357.2311
ccrbodychinook@outlook.com

Serving the HI-Line Communities for over 40 Years!
210 PENN ST. | CHINOOK Fax: 357-2336

R&G

Quality Feeds and Supply

406 - 654 - 1530

515 S. 1st St. E Malta, MT

Amber Waves Inc.

We may not be the cheapest, but we are the most economical.

CHINOOK EAGLES
#689

People Helping People
Since 1904

305 Indiana * Chinook
406-357-2329

DINNER MON. - SAT. 5 - 9PM
BOWLING ~ REFRESHMENTS

Enjoy the Fair!
Stop by for a COOL one!

**PUMP YOUR
CONOCO GAS 24
HOURS A DAY!**

At our major credit card pumps

**Satisfy your craving at
The EZ Mart Food Court**

Large Variety To Choose From
Pizza, Subs, Tacos and More

E-Z MART
US HWY 2 and Main in Harlem

While you're here stop
by & visit the C-Store

**Cold Beer & POP
Groceries
Automotive
Oils - Diesel
Lottery**

353-2335



Chinook, MT

Supplying area producers with
forage seeds, livestock feeds,
& bale wrap products.

406-399-1113

milkriverag.com

*Proud to support
Blaine County Fair!*



4-H & FFA Youth

2023 BLAINE COUNTY FAIR

GENERAL RULES AND REGULATIONS FOR EXHIBITORS

Exhibitors will be responsible for knowing and understanding all the rules and instructions published in this book.

1. All Blaine County 4-H and FFA entries are to be made directly through the Extension Office.
2. Registration can be completed through ZSuite or can also be made using the updated (2023) entry forms. These forms can be picked up from the Extension office.
3. **Fair registration will close July 28, 2023**, Entries not received by Friday at 5:00 PM will be considered late.
4. **Late registration** will be allowed from July 28 to August 4, 2023, with an additional fee of \$5.00 per entry.
5. **No entries** will be accepted **after 5:00 PM on Friday, August 4, 2023**.
6. All 4-Her's and FFA members will be assessed a \$5.00 Fairgrounds Improvement fee.
7. All entries must be made in the member's own name and be approved by their 4-H club leader or FFA advisor. Members are required to be currently enrolled (as of May 1st) in the project to be eligible to show/enter in each class.
8. All exhibits will be judged based on the Danish, or group, system of placing. The groups will be designated by Blue, Red, and White ribbons. Those exhibits that do not qualify or which are below standard will not receive ribbons or award ratings. Grand Champion and Reserve Champion will be selected. If no exhibit in a Lot merits a grand or reserve ribbon, none will be given.
9. Premiums will be paid as follows: Grand \$5.00, Reserve \$4.00, Blue \$3.00 and Red \$2.00 (there will be no monetary award for White).
10. Placement will be based: 40% on interview, 60% on project.
11. **Exhibit one item per class (you may not enter two different items or animals in the class). YOU MAY ONLY ENTER AS MANY ITEMS AS INDICATED UNDER EACH CLASS or DIVISION.**
12. For exhibit ideas see 4-H member project book for a particular project item and class description in fair book.
13. **No parents are allowed in the interview judging area or show arena.**
14. For a schedule of events, see the Blaine County Fair Schedule in this premium book and/or contact the Blaine County MSU Extension Office.

ENTRY TAGS

Exhibit/Entry tags will be printed out by the Blaine County MSU Extension office. It is the responsibility of the exhibitor to pick up their entry tags and have them properly attached to their exhibits. Entry tags should be picked up the week **before** interview day. The correct tags must be firmly attached to exhibits to be eligible.

4-H INDOOR EXHIBITS

All indoor projects/exhibits will be displayed in the 4-H Building. All exhibits will be grouped according to the project areas. Members are responsible for delivering their projects to the 4-H Building immediately following their interview judging. Exhibits will remain on display for the duration of fair. The 4-H Building Superintendent and designated helpers will arrange the exhibits and attach any Rosettes and/or awards earned. No one is allowed in the 4-H Building, besides the designated helpers, until it opens for public viewing.

INTERVIEW DAY

All exhibits, besides live animal shows, will be interview judged in the Commercial Building on Wednesday, August 9, 2023, from 1 PM to 4 PM. Appointments for interviews must be made with the Extension office prior to Friday August 4, 2023, please call the office to schedule your interview at 357-3200.

RESPONSIBILITY FOR EXHIBITS

The Blaine County Fair, Blaine County MSU Extension, the Blaine County 4-H Council or anyone associated with the fair in the management of this department, will not be held responsible for the loss of any article exhibited at the Fair either during the Fair, or while it is in route to or from the Fair.

RETURN OF EXHIBITS

All exhibitors are responsible for retrieving their exhibits. All exhibits of foods and harvested vegetables will become the property of the Fair management and will be disposed of as the superintendent of the Department sees fit. All exhibits **MUST** remain on display for the duration of the fair, and then must be removed between 12-1 PM on Sunday of the Fair. The 4-H Building will be locked at 5:30 PM on Sunday; any remaining exhibits may be picked up between 9:00 AM and 4:00 PM, Monday through Thursday the following week. Contact the Blaine County MSU Extension Office to arrange to pick up your items. Any exhibits remaining after this time will be discarded.

ANIMAL EXHIBITS

Animal exhibits will be "displayed" in their respective barns, except for cats, dogs, and pocket pets - which are not displayed at the fair. Proper stall cards must be picked up, filled out, and displayed in the pen. All live-animal shows (excluding horse) will be in the small arena on the east end of the fairgrounds or Youth Livestock Sale and Show Arena (arena beside the swine barn), unless otherwise stated. Horse riding events will be in the George Ortnier Memorial Rodeo Arena. **All** market animal exhibitors must also participate in one non-market project.

**DEPARTMENT N –
4-H & FFA ANIMALS**

**Julianne Snedigar – Superintendent
Blaine County 4-H & Ag Extension
Agent**

All 4-H/FFA Youth wishing to participate in this department must abide by all pertinent rules listed in the “Blaine County 4-H Livestock Policy” as well as this premium book.

Only one entry per class - you may not enter two animals in the same class. No substitutions and no switching of animals and/or ear tags.

To be eligible to sell at the Youth Livestock Sale, all market animals must have the proper Animal Ownership information & picture on file at the Blaine County MSU Extension Office by the specific due date, and the exhibitor must be current in Livestock Quality Assurance.

4-H and FFA livestock exhibits will be judged together. If they are properly enrolled in the projects, exhibitors in 4-H and FFA may take some projects through 4-H, while taking others through FFA.

LIVESTOCK EXHIBITOR FEES

All exhibitors will be required to pay a **\$20.00 barn cleaning deposit** for each barn that they will have animals in. This deposit will be refunded when the exhibitor cleans the pens to the satisfaction of the barn superintendent at the conclusion of the fair – forfeited cleaning deposits will be placed in the building improvement fund.

4-H and FFA members exhibiting a market animal must also pay a **\$10.00 non-refundable processing fee**. All livestock exhibitors will pay an **\$8.00 insurance fee**, which is also non-refundable. **Once amount is determined, market exhibitors will also pay ultrasound fees. All Livestock Fees will be paid by members to their respective clubs.**

LIVESTOCK EXHIBITORS MEETING

All livestock, horse, and small animal exhibitors must attend the exhibitors meeting held during fairgrounds cleaning and barn setup day prior to the fair. This is mandatory for exhibitors and parents to attend. Be sure to watch the 4-H newsletter and email for dates, times, changes, and updates for meetings.

ANIMAL CHECK IN

Exhibitor packets will be available prior to fair. It is your responsibility to pick your exhibitor packet up from the Blaine County MSU Extension Office. Along with your show number, other important information that should be reviewed carefully is in the packet. You will only receive ONE show number and one stall card per entry, so it will be your responsibility to keep track of them. All stall cards must be filled out completely and on display by **Thursday** evening of the fair. For the safety of the animals and everyone in all the barns, there is to be no extension cords close to animals, hanging across the isles or ran across the isles on the ground. Animals must be on the

fairgrounds by 4 PM Thursday, August 10, 2023. Animals can begin arriving at the fairgrounds at 8 AM Thursday, August 10, 2023.

ANIMAL TREATMENT

All animals should be handled in a proper and ethical manner in accordance with accepted modern animal husbandry and scientific practices. In addition, adequate care, including watering, feeding, and comfort should be appropriately provided to all animals. Any individual treating an animal in any other manner may be asked to leave the grounds. Report any cases of animal neglect to the appropriate barn superintendent or County Extension Agent.

Exhibitors, their parents, leaders, and instructors have a serious responsibility to follow USDA approved animal health practices to assure the meat customers are receiving wholesome food. Health aids and other approved products should be used with care, according to prescribed practices, only when needed, and in the correct amounts.

Approved withdrawal times from health aids and growth stimulants must be followed. Animals that have not met these standards will not be allowed to sell during the fair. Growth enhancing drugs, such as Optafexx and Paylean, are strongly discouraged.

MARKET ANIMALS

All Market exhibits must be weighed in during their respective times on **Thursday, August 10th**. Animals will be weighed in and have ultrasound done in the following order: Swine from 4:00 – 5:00 PM, Beef from 5:00-5:30 PM, and Sheep from 5:30-6:00 PM. All market animals will be ultrasound at weigh in. Check-in weights are final and will be used for sale weight. You may only weigh your animal once. Each exhibitor is responsible for bringing their own livestock to the scale to be weighed.

All market animals that are sold at the sale must be taken into possession by the buyer – no animals will be allowed to be taken home by the youth for supplemental feeding.

All exhibitors who plan to sell livestock at the sale must take part in their respective showmanship events. All 4-H/FFA Youth must participate in their market/animal classes and adhere to the dress code in all classes. All 4-H/FFA members participating in the Youth Livestock Sale will be dressed and ready to show their market animals one hour before the Sale.

The **Youth Livestock Sale** will be at **3:00 PM on Saturday, August 12th, 2023**, Grand and Reserve Champion animals will sell first; then all other sale positions will be randomly placed for the sale order with the grand drive placers selling as a group, then blue-ribbon animals selling as a group and finally the red ribbon animals. The sale order will be **Beef, Sheep and Swine**. Exhibitors can sell up to two (2) animals of different species.

The fair management, including department superintendents, council representatives, judges, and/or Extension staff have the right to call a veterinarian should a situation arise, and the cost will be the responsibility of the exhibitor.

SHOWMANSHIP

All exhibitors who plan to sell livestock at the sale must enter and take part in their respective showmanship events.

SHOWMANSHIP CLASSES

Showmanship classes are based on the ages of the exhibitors.

Junior Showman are those exhibitors who are 8-13 years of age as of October 1 of the current project year. **Senior Showman** is those who are 14-19 years of age as of October 1 of the current project year.

ROUND ROBIN

The overall Showmanship (Round Robin) contest will be held on **Saturday, August 12, 2023**, starting at **1:00 PM** in the Sale Arena, and will consist of a Senior Division and a Junior Division. In those livestock areas where there is a junior division the top showman is eligible for the overall showmanship event. In those livestock areas where there is a senior division the top youth showman **MUST** compete in the overall livestock showmanship contest.

Individuals who are the top showman in more than one area will choose one of those areas to compete in. In the area not chosen, the next highest individual may compete in the overall livestock showmanship contest.

See the schedule in the front of the Premium Book for all show times

LARGE ANIMALS:

Beef, Dairy Cattle, Goat, Horse, Sheep, & Swine

CLASS 1 – BEEF SHOWMANSHIP

Lane Schmitt & Merle Young - Superintendents

DEPT. N, CLASS 1,

Lot

- 1) Junior Showmanship
- 2) Senior Showmanship

Junior showman will be those exhibitors who are 12-13 years of age as of October 1 of the current project year. Senior showman will be 14-19 beginning October 1 of the current project year.

The **top junior** showman will be eligible to compete in the Overall Livestock Showmanship contest **Saturday, August 13, 2023**, starting at **1:00 PM**, in the Youth Livestock Sale and Show Arena. The **top senior** showman **MUST** compete in the overall livestock showmanship contest.

Animals entered in this class can be any breed, either registered or commercial. 4-H and FFA exhibits are not eligible for open class competition. An exhibitor may show in all classes; however, a different animal must be used for each class.

Any Beef Breeding project that crosses the county line must have a brand inspection before transport to the fair.

CLASS 2 - BEEF BREEDING

Lane Schmitt – Barn Superintendent

Cow/Calf pairs will be exhibited in pens. Heifers will be tied in the beef barn with the steers. If only exhibiting in beef breeding, you must participate in showmanship with your breeding project animal (see Class 1 for lot information).

BEEF BREEDING

DEPT. N, CLASS 2

Lot

- 1) Cow/Calf Pair 2 yrs
- 2) Cow/Calf Pair 3 yrs & over
- 3) Yearling Heifer
- 4) Heifer calf under 1 yr
- 5) Bull or Steer calf under 1 yr

CLASS 3 - MARKET BEEF

Merle Young – Barn Superintendent

Exhibitors must be 12 or older as of October 1st of the current 4-H year. Market Beef projects can be any breed or cross and must meet ownership requirements and have the proper ear tag to be eligible for competition. The Barn Superintendent shall have the responsibility to screen exhibits that do not meet weight standards.

All market beef must have a bill of sale from the first owner to youth. All market beef will have a brand inspection performed before the livestock sale. Any market beef project that crosses the county line must have a brand inspection before transport to the fair. Youth must also fill out a bill of sale for the livestock sale.

The market beef must weigh 1050 pounds or more at entry to be eligible for competition. Any market beef that does not make weight will be placed in the feeder class.

Other information needed includes total grain fed, cost of grain fed, and type of ration used.

White ribbon animals do not sell at the Youth Livestock Sale; however, they may be sold private treaty.

The **Feeder Beef Class** is designed for steers that have a finish date for a later fair such as the State Fair or NILE **or did not make weight.** Exhibitors must have a poster to hang in the barn describing where they will further exhibit the animal and Feeder Beef are not eligible for the youth livestock sale.

***If showing in a Market class, one must also enter in a Showmanship class (See Class 1 for lot information).**

MARKET BEEF

DEPT. N, CLASS 3,

Lot

- 1) Market Beef

2) Feeder Beef

Per fair board General Rules #6. Beef grooming chutes will only be allowed if cleared with the Beef Superintendent and then only at a pre-determined location, not throughout the barn. Arrangements must be made with the Beef Superintendent for special location.

CLASS 4 - DAIRY CATTLE

Lane Schmitt – Barn Superintendent

Animals in this class can be any breed. This class will be judged by size, age, dairy type, vigor, condition, and milk producing characteristics. Animals must be clean and fitted for showing. They may be washed, if necessary.

DAIRY CATTLE

DEPT. N, CLASS 4,

Lot

- 1) Cow 2 years and older
- 2) Heifer 1 yr and under 2 yr
- 3) Heifer any age under 1 yr

CLASS 5 - GOAT

Justin & Tomi Simonson – Barn Superintendents

Animals entered in this class can be of any breed and should be of good quality.

Market goats will be properly tagged 90 days before the market sale in order for them to be eligible to participate in the sale. **Market goats will weigh at least 70 pounds and no more than 125 pounds at weigh-in Thursday.** Market goat exhibitors **MUST** compete in goat showmanship.

Junior showman will be those exhibitors who are 8-13 years of age as of October 1 of the current project year. Senior showman will be 14-19 beginning October 1 of the current project year.

Individuals who wish to compete in Goat Showmanship may do so. Goat exhibitors may choose any goat exhibit to use in the Goat Showmanship contest provided they do not have a market goat project. If exhibitors have a market goat project, they **MUST** show their market goat.

DAIRY GOAT

DEPT. N, CLASS 5,

Lot

- 1) Dairy Doe under 1 yr
- 2) Dairy Kid under 1 yr
- 3) Dairy Doe 1 yr & up
- 4) Dairy Producing Doe 1 yr & up
- 5) Dairy Doe 2 yrs & older w/kids

MEAT GOAT

DEPT. N, CLASS 5,

Lot

- 6) Meat Doe under 1 yr
- 7) Meat Kid under 1 yr
- 8) Meat Doe 1 yr & up
- 9) Meat Doe 2 yrs & older w/kids
- 10) Market Goat

GOAT SHOWMANSHIP

DEPT. N, CLASS 5,

Lot

- 11) Junior Showmanship
- 12) Senior Showmanship

The **top junior** showman will be eligible to compete in the Overall Livestock Showmanship contest **Saturday, August 12, 2023, starting at 1:00 PM**, in the Youth Livestock Sale and Show Arena. The **top senior** showman **MUST** compete in the overall livestock showmanship contest.

Exhibits in this class can be any breed and will be judged according to the specific project entered. Exhibits are to be groomed and fitted for showing.

CLASS 6 - HORSE

Clinton & Marija Hansen – Barn Superintendents

The age of a horse is **NOT** determined by its date of birth, but by the calendar year. Every horse is one year older as of January 1st. (Even a foal born in late summer or fall is considered a yearling on January 1st the following year.)

No stallion, one year or over will be permitted at the fair. Problem behavior of ANY horse exhibit will be subject to review by the horse superintendent, horse leader(s), and county agent, who will decide on the eligibility of the exhibit.

Stalls will be assigned on a rotation basis **by the horse superintendent**. You will need to indicate the number of stalls you will need on the Fair Entry Form. **Do NOT call the Horse Superintendent to Reserve stalls.**

It is the member's responsibility to know the requirements of each project. Refer to the project manuals. Dress code for all classes will be: As stated on in the Blaine County 4-H Horse Showing Rules for Western and English.

All horse exhibitors must compete in showmanship at halter. The horse used in showmanship must be one that was used in the members' project.

Junior showman will be those exhibitors who are 8-13 years of age as of October 1 of the current project year. Senior showman will be 14-19 beginning October 1 of the current project year.

The **top junior** showman will be eligible to compete in the Overall Livestock Showmanship contest **Saturday, August 12, 2023, starting at 1:00 PM**, in the Youth Livestock Sale and Show Arena. The **top senior** showman **MUST** compete in the overall livestock showmanship contest.

Blue, red, and white ribbons will be presented based on project work. Only blue-ribbon winners will be eligible to compete for grand/reserve. An **Overall Horse Exhibitor Award** will be presented based on points earned in all horse project classes, **sponsored by Bow and Arrow Livestock**.

Dress Code: Please refer to the "Blaine County 4-H Horse Showing Rules and County Policy" for specific dress codes for the various classes.

SHOWMANSHIP

Exhibitors must show their own project animal in showmanship; no substitutions or exceptions.

HORSE SHOWMANSHIP

DEPT. N, CLASS 6,

Lot

- 1) Junior Showmanship
- 2) Senior Showmanship

Junior Showman will be those exhibitors who are 8-13 years of age during the project year. Senior Showman will be 14-19 years of age in the current project year.

The **top junior** showman will be eligible to compete in the Overall Livestock Showmanship contest **Saturday, August 13, 2023**, starting at **1 PM**, in the Youth Livestock Sale and Show Arena. The **top senior** showman **MUST** compete in the overall livestock showmanship contest.

HORSEMANSHIP

This project is the basis for the horse project. Members are to develop riding skills and advanced training of a mature horse. Horses will be shown Western or English.

Members will execute patterns based on mounted abilities listed in project assessment for project except for Judging, Careers with Horses and Showing.

JUDGING CRITERIA

All Horsemanship Classes:

Seat and hands (equitation) – 35%

Performance of pattern – 35%

Appointments (appearance of horse and exhibitor) – 10%

Project Knowledge – 20%

WESTERN HORSEMANSHIP

DEPT. N, CLASS 6,

Lot

- 3) Western Horsemanship Level 1 (walk/trot)
- 4) Western Horsemanship Level 2
- 5) Western Horsemanship Level 3
- 6) Western Horsemanship Level 4
- 7) Western Horsemanship Level 5
- 8) Western Horsemanship Level 6
- 9) Western Horsemanship Level 7

ENGLISH HORSEMANSHIP

DEPT. N, CLASS 6,

Lot

- 10) English Horsemanship Level 1 (walk/trot)
- 11) English Horsemanship Level 2
- 12) English Horsemanship Level 3
- 13) English Horsemanship Level 4
- 14) English Horsemanship Level 5
- 15) English Horsemanship Level 6
- 16) English Horsemanship Level 7

****Horseless Horse, Careers, Horse Showing, and Horse Judging:**

Entries should be a notebook, poster, or other display related to the project workbook. Entries will be scheduled for interview judging and displayed in the 4-H building.

***See Department O Class 0 for any indoor Animal Exhibits.**

COLT TO MATURITY

Members must be enrolled in or have completed Western/English Horsemanship Level 3 to enter any of the following C2M classes.

JUDGING CRITERIA

Yearling:

Performance and manners – 50%

Appearance of horse and exhibitor – 15%

Soundness and conformation – 25%

Project knowledge – 10%

2-5 Year Old's:

Performance and manners – 55%

Western/English Equitation – 25%

Appearance of horse and rider – 10%

Project knowledge – 10%

WESTERN COLT TO MATURITY

DEPT. N, CLASS 6,

Lot

- 17) Yearling
- 18) 2 yr. old
- 19) 3 yr old
- 20) 4 yr. old
- 21) 5 yr old

ENGLISH COLT TO MATURITY

DEPT. N, CLASS 6,

Lot

- 22) Yearling
- 23) 2 yr. old
- 24) 3 yr old
- 25) 4 yr. old
- 26) 5 yr old
- 27) Jumping Exhibition

All the following horse projects will be evaluated on project assessments for the specific project in which enrolled. Member should bring project horse and be prepared to exhibit any mounted

ability requested by the judge. Member will also be interviewed about the project.

WORKING RANCH HORSE

DEPT. N, CLASS 6,

Lot

- 28) Western Ranch Horse Level 1
- 29) Western Ranch Horse Level 2
- 30) Western Ranch Horse Level 3
- 31) Western Ranch Horse Level 4

PACKING

DEPT. N, CLASS 6,

Lot

- 32) Packing Level 1
- 33) Packing Level 2
- 34) Packing Level 3
- 35) Packing Level 4
- 36) Packing Level 5

HORSE DRIVING

DEPT. N, CLASS 6,

Lot

- 37) Driving Level 1
- 38) Driving Level 2
- 39) Driving Level 3
- 40) Driving Level 4

GREEN HORSE

DEPT. N, CLASS 6,

Lot

- 41) Green Horse Level 1
- 42) Green Horse Level 2
- 43) Green Horse Level 3
- 44) Green Horse Level 4

HORSE SOLO

This class is for those who would like to demonstrate their abilities to design a pattern and time it to music. **Riders must submit a written pattern to the Extension Office with their fair entry.** The exception is if rider is participating in the class with no premium. Riders must currently enrolled in a 4-H horse project to participate.

DEPT. N, CLASS 6,

Lot

- 45) Beginning Solo
- 46) Beginning Solo Pairs
- 47) Intermediate Solo
- 48) Intermediate Solo Pairs
- 49) Advanced Solo
- 50) Advanced Solo Pairs

CAREERS WITH HORSES

*Enter in 4-H building, Display pertaining to project level. This class will be judged on Interview Day. *See Department O Class 0 for any indoor Animal Exhibits

WESTERN AND ENGLISH EQUITATION

This class will be judged at a walk, trot, and lope/canter both ways of the ring. Riders will be judged on seat, legs, hands, ability to control the horse and maintain proper leads. Riders may be asked to back at the judge's discretion. Senior riders may be asked to mount and dismount. This class will not be judged on the horse's conformation or way of moving. Riders must wear proper Western attire. Riders must be currently enrolled in a 4-H horse project to participate.

WESTERN EQUITATION

DEPT. N, CLASS 6,

Lot

- 51) Western Equitation Level 1 (1st year walk/trot)
- 52) Junior Western Equitation
- 53) Senior Western Equitation

ENGLISH EQUITATION

This class will be judged at a walk, trot, and lope/canter both ways of the ring. Riders will be judged on seat, legs, hands, ability to control the horse and maintain proper leads and diagonals. Riders may be asked to back at the judge's discretion. This class will not be judged on the horse's conformation or way of moving. Riders must wear proper English attire. Riders must be currently enrolled in a 4-H horse project to participate.

ENGLISH EQUITATION

DEPT. N, CLASS 6,

Lot

- 54) English Equitation Level 1 (1st year walk/trot)
- 55) Junior English Equitation
- 56) Senior English Equitation

BAREBACK EQUITATION

This class will be judged at a walk, trot, and lope/canter both ways of the ring. Riders will be judged on seat, legs, hands, ability to control the horse and maintain proper leads. Riders may be asked to back at the judge's discretion. This class will not be judged on the horse's conformation or way of moving. Riders must wear proper Western attire. Riders must be currently enrolled in a 4-H horse project to participate.

BAREBACK EQUITATION

DEPT. N, CLASS 6,

Lot

- 57) Junior Bareback Equitation, Must be Level 2 or above
- 58) Senior Bareback Equitation

TRAIL

This class will be judged based on the pattern that is posted. Riders will be judged on seat, legs, hands, ability to perform the trail pattern. Riders must wear proper Western attire. Riders must be currently enrolled in a 4-H horse project to participate.

DEPT. N, CLASS 6,

Lot

- 59) Level 1 (1st year walk/trot)
- 60) Junior Trail
- 61) Senior Trail
- 62) Colt to Maturity Yearling Trail
- 63) Colt to Maturity/Green Horse Trail

RODEO

This class will be judged based on time. Purple/blue ribbon placing will be the top 1/3 of the class entries, red ribbon placing will be the middle 1/3 of the class entries and white ribbon placing will be the bottom 1/3 of the class entries. Disqualification of the class will result in no ribbon placing. Riders must wear a certified equestrian helmet with safety harness fastened to participate in this class. Riders must be currently enrolled in a 4-H horse project to participate.

RODEO

DEPT. N, CLASS 6,

Lot

- 64) Barrels Senior
- 65) Barrels Junior
- 66) Poles Senior
- 67) Poles Junior
- 68) Key Race Senior
- 69) Key Race Junior

INDEPENDENT STUDY

*Enter in 4-H building, Display pertaining to project level. This class will be judged on Interview Day. *See Department O Class 0 for any indoor Animal Exhibits.

CLASS 7 – SHEEP SHOWMANSHIP

Justin & Tomi Simonson – Barn Superintendents

SHEEP EXHIBITORS MAY CHOOSE ANY OF THE SHEEP THEY EXHIBIT TO USE IN THE SHEEP SHOWMANSHIP CONTEST, PROVIDED THEY DO NOT HAVE A MARKET LAMB PROJECT.

DEPT. N, CLASS 7,

Lot

- 1) Junior Showmanship
- 2) Senior Showmanship

Junior showman will be those exhibitors who are 12-13 years of age as of October 1 of the current project year. **Senior showman** will be 14-19 beginning October 1 of the current project year.

The **top junior** showman will be eligible to compete in the Overall Livestock Showmanship contest **Saturday, August 12, 2023**, starting at **1:00 PM**, in the Youth Livestock Sale and Show Arena. The **top senior** showman **MUST** compete in the overall livestock showmanship contest.

Animals entered in this class can be any breed, either registered or commercial. 4-H and FFA exhibits are not eligible for open class

competition. An exhibitor may show in all classes; however, a different animal must be used for each class.

CLASS 8 – SHEEP BREEDING

Justin & Tomi Simonson – Barn Superintendents

Breeding sheep may be shown at halter and do not have to be shorn.

Wool breeds are those that are white face breeds raised for both wool and lamb. **Terminal breeds** are those breeds normally used in a commercial terminal crossbreeding program known for their ability to produce lambs with good muscling, usually the black faced breeds.

WOOL BREED

DEPT. N, CLASS 8,

Lot

- 1) Ram, 1 yr & under 2
- 2) Ram Lamb
- 3) Ewe 2 yrs and over, with lamb(s)
- 4) Ewe, 1 yr & under 2
- 5) Ewe Lamb
- 6) Pen of 3 lambs

TERMINAL BREED

DEPT. N, CLASS 8,

Lot

- 7) Ram, 1 yr & under 2
- 8) Ram Lamb
- 9) Ewe 2 yrs and over, with lamb(s)
- 10) Ewe, 1 yr & under 2
- 11) Ewe Lamb
- 12) Pen of 3 lambs

FLEECE- Entered in the 4-H Building

*Enter in 4-H building, Display pertaining to project level37. This class will be judged on Interview Day. *See Department O Class 0 for any indoor Animal Exhibits.

Fleeces should be tied with paper twine, fleece side out. Fleeces will be displayed in the 4-H building. Please schedule an interview during Thursday interview day.

CLASS 9 – MARKET LAMB

Justin & Tomi Simonson – Barn Superintendents

Lambs must be properly tagged, and their ownership information and picture must be submitted to the Extension office 90 days prior to the Sale to be eligible.

All market lambs need to be slick shorn. Entries in these classes can be any breed or cross and will be judged for quality and degree of finish. **Market lambs must weigh a minimum of 100 pounds.**

Lambs under 100 pounds, OR those that receive a **white ribbon** in

the **Market Class**, will be entered in the feeder class. **Feeder Lambs cannot sell at the sale but** can be sold private treaty.

***If showing in a Market class, one must also enter in a Showmanship class.**

MARKET LAMB
DEPT. N, CLASS 9,
Lot

- 1) Market Lamb
- 2) Pen of 3 Market Lambs

CLASS 10 - MARKET SWINE

Dan Skoyen – Barn Superintendent

Hogs must be properly tagged, and their ownership information and picture must be submitted to the Extension office 90 days prior to the Sale to be eligible. A Swine project can be of any breed. Judging of swine projects will be based on current area market demands for a meat-type hog.

The **minimum weight** for market hog weight is **210 pounds**. Hogs under 210, OR those that receive a **white ribbon** in the **Market Class**, will be entered in the feeder class. **Feeder Hogs cannot sell at the sale but** can be sold private treaty.

The **maximum pay-weight** for hogs is **300 pounds**. Any hogs **over 300 pounds** that are eligible for the sale, will **only** pay on 300 pounds.

***If showing in a Market class, one must also enter in a Showmanship class.**

MARKET SWINE
DEPT. N, CLASS 10,
Lot

- 1) Market Swine

SWINE SHOWMANSHIP
DEPT. N, CLASS 10,

Lot

- 2) Junior Showmanship
- 3) Senior Showmanship

Junior showman will be those exhibitors who are 8-13 years of age as of October 1 of the current project year. **Senior showman** will be 14-19 beginning October 1 of the current project year.

The **top junior** showman will be eligible to compete in the Overall Livestock Showmanship contest **Saturday, August 12, 2023**, starting at **1:00 PM**, in the Youth Livestock Sale and Show Arena. The **top senior** showman **MUST** compete in the overall livestock showmanship contest.

Youth must be present during weigh in of market hogs. Youth and their parents are responsible to get animal to scale and back. No clipping of swine will be allowed in the wash racks. All market swine participants must be present for the swine project workshop prior to the fair. The workshop date will be in the July 4-H newsletter.

SMALL ANIMALS:

Cat, Dog, Pocket Pet, Poultry, Rabbit

See the schedule in the front of the Premium Book for all show times

CLASS 11 - CAT

Cats are not displayed at the fair, they are brought to the fair for their shows, and then taken home. **Your cat must be in a carrier until show time, and/or on a leash.** No sick cat shall be brought to the fair. It is your responsibility to ensure your cat's health and welfare while at the fair. Shots for the virus complex and rabies are required before the fair. Vaccination certificate required, which must be submitted to the Extension office prior to the Fair.

CAT

DEPT. N, CLASS 11,

Lot

- 1) Cat Condition
- 2) Kittens 4 months to 1 yr
- 3) Cats over 1 yr

INDEPENDENT STUDY- CAT

DEPT. N, CLASS 11,

Enter in 4-H building, Display pertaining to project level. This class will be judged on Interview Day. ***See Department O Class 0 for any indoor Animal Exhibits.**

CAT SHOWMANSHIP

DEPT. N, CLASS 11,

Lot

- 4) Junior Showmanship
- 5) Senior Showmanship

Junior showman will be those exhibitors who are 8-13 years of age as of October 1 of the current project year. **Senior showman** will be 14-19 beginning October 1 of the current project year.

CLASS 12 - DOG

Kailey Passon – Superintendent

Dogs are not displayed at the fair; they are brought to the fair for their shows, and then taken home. **All dogs are always to be on a leash or in a carrier.** Dogs must have rabies and distemper complex shots. Vaccination certificate required, which is to be submitted to the Extension office prior to the first dog practice workshop.

Exhibitors must participate in Showmanship, and Dog Rally (combination of obedience and agility).

DOG RALLY

DEPT. N, CLASS 12,

Lot

- 1) Level 1, Sub-Novice (on lead)
- 2) Level 2, Novice (optional lead)
- 3) Level 3, Graduate (off lead)
- 4) Level 4, Advanced

INDEPENDENT STUDY- DOG

*Enter in 4-H building, Display pertaining to project level. This class will be judged on Interview Day. *See Department O Class 0 for any indoor Animal Exhibits.

SHOWMANSHIP

DEPT. N, CLASS 12,

Lot

- 5) Junior Showmanship
- 6) Senior Showmanship

Junior showman will be those exhibitors who are 8-13 years of age as of October 1 of the current project year. **Senior showman** will be 14-19 beginning October 1 of the current project year.

Exhibition

This class will be for kids that have focused on a different skill with their dog.

Dept. N, Class 12,

Lot

- 7) Exhibition

CLASS 13 - POCKET PET

Pocket pets shall be brought in their own cages. They are not displayed at the fair, they are brought to the fair for their shows, and then taken home. It is the exhibitor's responsibility to ensure the animal's health and welfare at the fair.

Entries will be judged for conformation and condition. **Only one entry per class is allowed.** Exhibitors in showmanship must have their pocket pet entered in the appropriate showmanship category.

DEPT. N, CLASS 13,

Lot

- 1) Rat
- 2) Cavey-Guinea Pig
- 3) Hamster
- 4) Gerbil
- 5) Mouse
- 6) Hedgehog
- 7) Other

INDEPENDENT STUDY- POCKET PETS

*Enter in 4-H building, Display pertaining to project level. This class will be judged on Interview Day.

*See Department O Class 0 for any indoor Animal Exhibits.

POCKET PET SHOWMANSHIP

DEPT. N, CLASS 13,

Lot

- 8) Junior Showmanship
- 9) Senior Showmanship

Junior showman will be those exhibitors who are 8-13 years of age as of October 1 of the current project year. Senior showman will be 14-19 beginning October 1 of the current project year.

Members exhibiting in this class **cannot** use the same animal to exhibit in Open Class. Refer to the Open Class Poultry rules concerning the entry of poultry.

CLASS 14 - POULTRY

JODY & TREENA CRAWFORD - BARN SUPERINTENDENTS

Exhibition coops for poultry will be furnished by the fair. All exhibitors will feed and water their own projects. **Indicate the number of pens/cages you will need on your Fair Entry Form.** Do not call the Poultry Superintendent to pre-register your entries.

When entering, be sure to state the breed of all poultry to be exhibited. Only one entry per lot. All entries must be entered in barn by **4:00 PM on Thursday.**

POULTRY AGE CLASSIFICATION:

Cock/Hen - birds over 1 year

Cockerel/Pullet - birds under 1 year.

Young pen - a cockerel and two pullets.

Old pen - a cock and two hens.

POULTRY- INDOOR EXHIBITS

*Enter in 4-H building, Display pertaining to project level. This class will be judged on Interview Day. *See Department O Class 0 for any indoor Animal Exhibits.

CHICKENS

DEPT. N, CLASS 14,

Lot

- 1) Cockerel
- 2) Pullet
- 3) Cock
- 4) Hen
- 5) Young Pen
- 6) Old Pen
- 7) Capons
- 8) Laying Hens (Pen of 3)
- 9) Laying Pullets (Pen of 3)

TURKEYS

DEPT. N, CLASS 14,

Lot

- 10) Young Tom (Turkey)
- 11) Old Tom (Turkey)
- 12) Young Hen (Turkey)
- 13) Old Hen (Turkey)

DUCKS

DEPT. N, CLASS 14,

Lot

- 14) Young Drake (Duck)
- 15) Old Drake (Duck)
- 16) Young Hen (Duck)
- 17) Old Hen (Duck)

GEESE

DEPT. N, CLASS 14,

Lot

- 18) Young Gander (Goose)
- 19) Old Gander (Goose)
- 20) Young Hen (Goose)
- 21) Old Hen (Goose)

OTHER POULTRY VARIETIES

DEPT. N, CLASS 14,

Lot

- 22) Other Variety Young Female
- 23) Other Variety Old Female
- 24) Other Variety Young Male
- 25) Other Variety Old Male

POULTRY SHOWMANSHIP

DEPT. N, CLASS 14,

Lot

- 26) Junior Showmanship
- 27) Senior Showmanship

All exhibitors must participate in showmanship with one animal. Junior showman will be those exhibitors who are 8-13 years of age as of October 1 of the current project year. Senior showman will be 14-19 beginning October 1 of the current project year.

PROJECT DISPLAY IN POULTRY BARN

DEPT. N, CLASS 14

Lot

- 28) Educational Display- Live Bird Exhibit

CLASS 15 - RABBIT

Entries in these lot numbers will be judged for conformation and conditioning. **Only one entry per class allowed.** Exhibitors in showmanship must have their rabbit entered in one of the other classes listed below. All rabbits will be exhibited in the Poultry/Rabbit Barn.

You must indicate the number of pens you will need on your Fair Entry Form. Do not call the Rabbit Superintendent to pre-register your animals.

RABBIT AGE CLASSIFICATION:

Senior - buck/doe- 8 months or older

Intermediate - buck/doe- 6-8 months old

Junior - buck/doe- under 6 months of age

MARKET RABBIT

The market rabbit project will consist of one pen of three rabbits, under 12 weeks of age, all 3-5 pounds in weight. The pen will be sold as a unit at the Youth Market Livestock Sale. Buyer will take possession on Sunday by noon. Processing will be up to the buyer. There is no carcass contest for the market rabbit project.

RABBIT

DEPT. N, CLASS 15,

Lot

- 1) Purebred Senior Buck
- 2) Purebred Senior Doe
- 3) Purebred Intermediate Buck
- 4) Purebred Intermediate Doe
- 5) Purebred Junior Buck
- 6) Purebred Junior Doe
- 7) Mixed Breed Senior Buck
- 8) Mixed Breed Senior Doe
- 9) Mixed Breed Intermediate Buck
- 10) Mixed Breed Intermediate Doe
- 11) Mixed Breed Junior Buck
- 12) Mixed Breed Junior Doe
- 13) Market Rabbit – Pen of 3

RABBIT SHOWMANSHIP

DEPT. N, CLASS 15,

Lot

- 14) Junior Showmanship
- 15) Senior Showmanship

All exhibitors must participate in showmanship with one animal.

Junior showman will be those exhibitors who are 8-13 years of age as of October 1 of the current project year. **Senior showman** will be 14-19 beginning October 1 of the current project year.

INDEPENDENT STUDY- RABBIT

*Enter in 4-H building, Display pertaining to project level. This class will be judged on Interview Day. *See Department O Class 0 for any indoor Animal Exhibits.

**DEPARTMENT O –
INDOOR 4-H PROJECTS
Trent Noel - Superintendent
Blaine County 4-H & FCS Extension
Agent**

GENERAL 4-H EXHIBIT RULES

All indoor projects/exhibits **must** be entered properly and scheduled for an interview time. For "Interview Day," which is on Wednesday in the Commercial Building. **Interview Appointments need to be made through the Extension Office by August 4th.** Appointments for

"*absentee interviews*" must be made with the Extension office as soon as possible as available times are limited. These "absentee interviews" need to be completed prior to August 6th. Exhibits that were not interview judged **will not be displayed or awarded ribbons** (exceptions: eggs and fleece). Exhibits will be displayed in the 4-H Building and will be grouped according to the project areas.

All work on entries must have been completed during the current project year by the exhibitor and must fit in with the project curriculum.

Educational displays are a special exhibit that demonstrates something the member learned while taking the project. Display should include some type of item or items as an explanation. Trifold, stand-alone display boards may be used, **no posters on projects will be considered educational displays.**

A **Best Overall Project** will be selected from all the exhibits in the 4-H building. **This award is given in memory of Francis Pitsch by the Cronk Family.**

Project Books: Individuals are encouraged to bring their project books with them to their interview, as the judge may request to see what has been accomplished in the project. Inclusion of, and work completed in project book *may be* considered in overall placements of rosettes and trophies.

Dress Code: Exhibitors should be nicely dressed and well groomed.

ANIMAL SCIENCE

CLASS 0 - ANIMAL DISPLAYS

ENTER/EXHIBIT UP TO 10 UNLIKE ITEMS

Indoor Animal exhibits are to be interview judged on Wednesday in the Commercial Building and will be displayed in the 4-H Building for the duration of fair.

There are 2 classes of Indoor Animal Exhibits: Large Animal, Small Animal. Grand and Reserve Rosettes will be available in each of the 2 classes. A "**Best Overall**" trophy will be available to the top Small animal project and the top Large animal project.

ANIMAL DISPLAYS, JOURNALS, POSTER/SCRAPBOOKS

DEPT. O, CLASS 0,

Lot

- 1) Large Animal Beef Educational Display
- 2) Large Animal Goat Educational Display
- 3) Large Animal Sheep Educational Display
- 4) Large Animal Swine Educational Display
- 5) Large Animal Horse Educational Display
- 6) Large Animal Horse Judging Educational Display
- 7) Large Animal Horse Showing Level 1 Journal
- 8) Large Animal Horse Showing Level 2 Journal
- 9) Large Animal Horse Showing Level 3 Journal
- 10) Large Animal Horse Careers Project Journal
- 11) Large Animal Horseless Horse Level 1

- 12) Large Animal Horseless Horse Level 2
- 13) Large Animal Horseless Horse Level 3
- 14) Large Animal Horseless Horse Level 4
- 15) Large Animal Horseless Horse Level 5
- 16) Large Animal Any Other Educational Display
- 17) Small Animal Poultry Educational Display
- 18) Small Animal Rabbit Educational Display
- 19) Small Animal Cat Educational Display
- 20) Small Animal Cat Project Poster/Scrapbook
- 21) Small Animal Dog Educational Display
- 22) Small Animal Dog Project Poster/Scrapbook
- 23) Small Animal Pocket Pet Educational Display
- 24) Pocket Pet Project Poster/Scrapbook
- 25) Small Animal Any Other Educational Display

INDOOR ANIMAL PROJECTS

DEPT. O, CLASS 0,

Lot

- 26) White Face Ewe Fleece
- 27) Black Face Ewe Fleece
- 28) Black Face Ram Fleece
- 29) White Face Ram Fleece
- 30) Cat Handmade Accessory (cat toy, leash, snack, etc.)
- 31) Dog Handmade Accessory (Dog toy, leash, snack, etc.)
- 32) Pocket Pet Handmade Accessory(toy, leash, snack, etc.)
- 33) Poultry Grooming Box
- 34) Poultry Decorated Egg
- 35) Poultry Bantam Eggs (6)
- 36) Poultry Standard Chicken Eggs (6)
- 37) Poultry Turkey Eggs (6)
- 38) Poultry Duck Eggs (6)
- 39) Poultry Geese Eggs (6)
- 40) Poultry Other Eggs (6)

CLASS 1- VETERINARY SCIENCE

ENTER/EXHIBIT UP TO 10 UNLIKE ITEMS

DEPT. O, CLASS 1,

VETERINARY SCIENCE LEVEL 1

Lot

- 1) Chart analyzing the vitamins and minerals of different types of animal feed
- 2) Label the organs of an animal
- 3) Diagram showing the circulatory system of an animal
- 4) Notebook on project
- 5) Any other

VETERINARY SCIENCE LEVEL 2

Lot

- 6) Chart listing external parasites, their harmful effects and control
- 7) Diagram showing the life cycle of a tapeworm

- 8) Analyze three kinds of feed – compare carbohydrates, fats, and proteins
- 9) Notebook on project
- 10) Any other

VETERINARY SCIENCE LEVEL 3

Lot

- 11) Analyze different types of feeds
- 12) Educational Display
- 13) Notebook on project
- 14) Any other

VETERINARY SCIENCE, INDEPENDENT STUDY

Lot

- 15) Educational Display
- 16) Notebook on Project
- 17) Any Other

ENGINEERING & TECHNOLOGY

CLASS 2 - AEROSPACE

ENTER/EXHIBIT UP TO 10 UNLIKE ITEMS

Entries will be judged on accuracy of construction or information, quality of craftsmanship and appearance. Displays should be neat and attractive. Exhibits of models must be uniformly painted, smoothly finished, have decals applied smoothly, and be properly assembled, and painted according to the accompanying plans. Engines and igniters are not permitted with the exhibit. ***Include plans for all models***

AEROSPACE, LEVEL 2

DEPT. O, CLASS 2,

Lot

- 1) Rocket/Airplane made from kit
- 2) Poster/Display showing parts of an airplane
- 3) Poster of Cloud Types
- 4) Handmade kite
- 5) Educational Display relating to the International Phonetic Alphabet
- 6) Rocket/Airplane not from kit (can be drinking straw rocket)
- 7) Poster Showing Different Types Of Airplanes
- 8) Hot Air Balloon Poster Or Model
- 9) Paper Helicopter with Flight Record
- 10) Notebook on project
- 11) Any Other

AEROSPACE, LEVEL 3

DEPT. O, CLASS 2,

Lot

- 12) Rocket made from kit

- 13) Paper flight simulator
- 14) Feather Wing Glider
- 15) Controllable glider
- 16) Fighter Kite
- 17) Model Airplane from kit
- 18) Rocket/Airplane NOT from kit
- 19) Control Panel Model
- 20) Poster Showing Remote Control
- 21) Airplane Parts
- 22) Poster Showing Helicopter Parts
- 23) Notebook on project
- 24) Any Other

AEROSPACE, LEVEL 4

DEPT. O, CLASS 2,

Lot

- 25) Rocket/Airplane made from kit
- 26) Educational Display
- 27) Flat style box kite
- 28) Remote control airplane from kit
- 29) Rocket/Airplane NOT from kit
- 30) Poster explaining different navigational methods
- 31) Altitude tracker you made
- 32) Notebook on History of Aviation
- 33) Notebook on project
- 34) Any Other

AEROSPACE, INDEPENDENT STUDY

DEPT. O, CLASS 2,

Lot

- 35) Educational Display
- 36) Rocket/Airplane fom kit
- 37) Rocket/Airplane NOT from kit
- 38) Notebook on project
- 39) Any other

CLASS 3 - ELECTRIC

ENTER/EXHIBIT UP TO 10 UNLIKE ITEMS

The Red Rock Power award will be awarded to the *Top Overall Electricity Exhibit in memory of "Willy Pyette."*

ELECTRIC, LEVEL 1

DEPT. O, CLASS 3,

Lot

- 1) Simple Switch
- 2) Simple Fuse
- 3) Parallel Circuit Board
- 4) Simple Electric Motor
- 5) Simple Electromagnetic Buzzer
- 6) Simple Electromagnet
- 7) Galvanometer

8) Any Other

ELECTRIC, LEVEL 2

DEPT. O, CLASS 3,

Lot

- 9) Telegraph Station
- 10) Educational Display-soldering steps
- 11) Educational Disp.- outlet wiring steps
- 12) Electric Test Lamp
- 13) Homemade Burglar Alarm
- 14) Homemade 3-way Switch
- 15) Any Other

ELECTRIC, LEVEL 3

DEPT. O, CLASS 3,

Lot

- 16) Home Lighting Display
- 17) Educational Display -Appliance energy use
- 18) Electrical tool supply kit
- 19) Electrical Generation system
- 20) Educational Display-Meter Reading
- 21) Any Other

ELECTRIC, LEVEL 4

DEPT. O, CLASS 3,

Lot

- 22) Capacitor Flasher
- 23) Educational Display of Electronic parts
- 24) Educational Disp. of Soldering a part
- 25) Educational Disp. of Diode in a Circuit
- 26) Advanced electrical construction
- 27) More Advanced electrical construction
- 28) Advanced Technically and Complex
- 29) Any Other

ELECTRIC, INDEPENDENT STUDY

DEPT. O, CLASS 3,

Lot

- 30) Notebook on Project
- 31) Educational Display
- 32) Any other

CLASS 4 - ROBOTICS

ENTER/EXHIBIT UP TO 10 UNLIKE ITEMS

INTRODUCTION TO MODERN MICROCONTROLLERS

DEPT. O, CLASS 4,

Lot

- 1) Blinking LED display
- 2) Any circuit with code
- 3) Notebook on project
- 4) Education display
- 5) Any Other

ROBOTICS WITH EV3

DEPT. O, CLASS 4,

Lot

- 6) Photo journal of robot built throughout year
- 7) Display showing what you learned
- 8) Light Sensor and program
- 9) Touch sensor and program
- 10) Sound sensor and program
- 11) Ultrasonic sensor and program
- 12) Robot, built and programmed
- 13) Display showing parts of a robot
- 14) Display of the history of robotics
- 15) Display of driving base
- 16) Notebook on project
- 17) Educational display
- 18) Any other

JUNK DRAWER ROBOTICS, LEVEL 1

DEPT. O, CLASS 4,

Lot

- 19) Present how items you had were sorted
- 20) 2-D Drawing
- 21) 3-D Image of an item
- 22) Support constructed to hold a textbook
- 23) Marshmallow catapult
- 24) Robot arm
- 25) Power source designed to move arm
- 26) Display showing joints and linkages
- 27) Gripper Design
- 28) Robot
- 29) Notebook on project
- 30) Any Other

JUNK DRAWER ROBOTICS, LEVEL 2

DEPT. O, CLASS 4,

Lot

- 31) Display Showing movement and Friction
- 32) Clipmobile Design
- 33) Simple electrical circuit
- 34) Electromagnetic force display
- 35) Can-can robot design
- 36) Can-can Robot
- 37) Display of gear ratios
- 38) Gear assembly
- 39) Gear train that has gear ratio reduction
- 40) Gear train using compound gears
- 41) Rover that goes slow and climbs a ramp
- 42) Underwater ROV
- 43) Notebook on project
- 44) Any Other

JUNK DRAWER ROBOTICS, LEVEL 3

DEPT. O, CLASS 4,

Lot

- 45) Display about the differences between series and parallel circuits
- 46) Display showing electrical switches and direction of electrical flow
- 47) Double pole double throw (DPDT) switch design
- 48) Display of a visual sensor
- 49) Steady hand/buzz wire game
- 50) Design of a robot using a sensor for control
- 51) Robot using a sensor for control
- 52) Display about base 2 binary counting and timing
- 53) Display telling about logical operators
- 54) Display about electrical components
- 55) Solder-less breadboard working electrical circuit
- 56) Display illustrating the concepts of input, processes and output
- 57) Robot
- 58) Notebook on project
- 59) Any Other

ROBOTICS, INDEPENDENT STUDY

DEPT. O, CLASS 4,

Lot

- 60) Robot
- 61) Educational Display
- 62) Notebook on Project
- 63) Any other

CLASS 5 - SMALL ENGINES

ENTER/EXHIBIT UP TO 10 UNLIKE ITEMS

SMALL ENGINES, LEVEL 1

DEPT. O, CLASS 5,

Lot

- 1) Display of the history of engines
- 2) Display on oil types
- 3) Display of basic tools needed to maintain a small engine
- 4) Educational display on difference between 2-cycle and 4-cycle engines
- 5) Display on parts of an engine
- 6) Educational display on what you have learned about 4-stroke engines
- 7) Notebook on Project
- 8) Any Other

SMALL ENGINES, LEVEL 2

DEPT. O, CLASS 5,

Lot

- 9) Notebook on project

- 10) Educational display comparing the different types of small engines
- 11) Educational display illustrating and explaining the internal parts of an engine
- 12) Educational display showing how to conduct a compression check
- 13) Educational display showing how transmissions work
- 14) Educational display showing how to adjust a carburator
- 15) Poster - identifying speciality tools
- 16) Ed. Disp- What you've learned
- 17) Any Other

SMALL ENGINES, LEVEL 3

DEPT. O, CLASS 5,

Lot

- 18) Notebook on project
- 19) Educational display showing how to use diagnostic tools on a small engine
- 20) Educational display showing how to tear down and reassemble a small engine
- 21) Educational display related to electrical system of a small engine
- 22) Educational Display about emissions system on a small engine & future trends
- 23) Educational Display about trouble shooting
- 24) Common problems with small engines
- 25) Notebook on project
- 26) Any Other

SMALL ENGINES, INDEPENDENT STUDY

DEPT. O, CLASS 5,

LOT

- 27) Educational Display
- 28) Notebook on Project
- 29) Any other

CLASS 6 - WELDING

ENTER/EXHIBIT UP TO 10 UNLIKE ITEMS

***Please refer to the Welding Project Outline to determine what level you should enter.**

WELDING

DEPT. O, CLASS 6,

Lot

- 1) Educational Display on welding tools
- 2) Educational display on different types of welders
- 3) Educational Display on History of Welding
- 4) Educational Display on welding safety
- 5) Educational Display on differences between good welds and bad welds
- 6) Display on measuring and marking
- 7) Educational Display on use of welding tools

- 8) Exhibit showing a butt joint
- 9) Exhibit showing a fill it weld
- 10) Exhibit showing T joint
- 11) Exhibit showing lap joint
- 12) Post pounder
- 13) Any welded Project
- 14) Notebook on project
- 15) Any Other

WELDING, INDEPENDENT STUDY

DEPT. O, CLASS 6,

Lot

- 16) Educational Display
- 17) Any Welded Project
- 18) Notebook on project
- 19) Any other

CLASS 7 - WOODWORKING

ENTER/EXHIBIT UP TO 10 UNLIKE ITEMS

WOODWORKING, LEVEL 1

Power tools **are not** to be used to complete projects in level 1.

DEPT. O, CLASS 7,

Lot

- 1) Level 1 project
- 2) Poster- different types of tools
- 3) Safety display
- 4) Wood Box
- 5) Letter holder
- 6) Wood types display
- 7) Flower box
- 8) Educational Display
- 9) Notebook on project
- 10) Any Other item made from plans

WOODWORKING, LEVEL 2

DEPT. O, CLASS 7,

Lot

- 11) Level 2 Project
- 12) Tool box
- 13) Bird House
- 14) Footstool
- 15) Sawhorse
- 16) Display showing how to cut angles
- 17) Display of sandpaper types
- 18) Educational Display
- 19) Notebook on project
- 20) Any other made from plans

WOODWORKING, LEVEL 3

DEPT. O, CLASS 7,

Lot

- 21) Level 3 Project
- 22) Boomerang
- 23) Belt Buckle
- 24) Puzzle
- 25) Book Shelf
- 26) Educational Display
- 27) Notebook on project
- 28) Any Other (made from plans)

WOODWORKING, LEVEL 4

DEPT. O, CLASS 7,

Lot

- 29) Level 4 Project
- 30) Wood Vehicle
- 31) Tabletop hockey game
- 32) Door knocker
- 33) Step stool or chair
- 34) Toy dog
- 35) Educational Display
- 36) Notebook on Project
- 37) Any Other

WOODWORKING, INDEPENDENT STUDY

DEPT. O, CLASS 7,

Lot

- 38) Educational Display
- 39) Leadership Display
- 40) Notebook on project
- 41) Any other- made from your own plans

ENVIRONMENTAL & NATURAL SCIENCES

CLASS 8 - ENTOMOLOGY

ENTER/EXHIBIT UP TO 10 UNLIKE ITEMS

DEPT. O, CLASS 8,

Exhibitor boxes of insect collections should be 18" by 12" for 25 insects and 18" by 24" for 50 insects. Each box should be 3 1/2" to 4" deep. Boxes should be covered with a transparent material that can be removed and replaced easily. Wooden boxes covered with Plexiglas are recommended, but not required. Collections should be organized by order.

Performance in preparation of each collection shall require adherence to proper pinning and labeling methods as described in the 4-H Entomology Project Materials and other recognized sources. Specimens shall be undamaged, and if moths or butterflies, the wings shall be properly spread. Spreading legs and wings of other groups is not required but shall receive recognition if done. Arrangements

shall be neat and uniform in such a manner that anyone examining the collection can understand the grouping.

Educational displays may consist of specialized groupings of insects or related to any aspect of insect life. Displays should be presented in a clear, concise, and interesting manner. The purpose of educational displays is to learn more about the importance, life cycles, biology, ecology, diversity, etc., of insects and related arthropods.

ENTOMOLOGY, LEVEL 1

DEPT. O, CLASS 8,

Lot

- 1) Equipment for insect collecting and mounting
- 2) Collection of 25 different insects-mounted, labeled and identified (1st year lvl 1)
- 3) Collection of 30 different insects-mounted, labeled and identified (2nd year lvl 1)
- 4) Collection of 35 different insects-mounted, labeled and identified (3rd year lvl 1)
- 5) Insect Model
- 6) Drawing of insect body parts of 5 different insects
- 7) Poster of beneficial insects and how they can be used in an IPM
- 8) Poster of Level 1 activity
- 9) Display showing invasive insects important in our area
- 10) Educational display
- 11) Notebook on project
- 12) Any other item

ENTOMOLOGY, LEVEL 2

DEPT. O, CLASS 8,

Lot

- 13) Collection of 50 different insects-mounted, labeled and identified (1st year lvl 2)
- 14) Collection of 60 different insects-mounted, labeled and identified (2nd year lvl 2)
- 15) Collection of 70 different insects-mounted, labeled and identified (3rd year lvl 2)
- 16) Harmful and/or beneficial effects of insects
- 17) Life cycle of a specific insect
- 18) Insect Model
- 19) Display showing differences between five different orders of insects
- 20) Build 2 insect traps and be able to discuss what you caught
- 21) Item from Level 2 activity
- 22) Build a metamorphosis wheel for an insect with complete metamorphosis and be able to discuss each stage
- 23) Educational display
- 24) Notebook on project
- 25) Any other item

ENTOMOLOGY, LEVEL 3

DEPT. O, CLASS 8,

Lot

- 26) Collection of 85 different insects-mounted, labeled and identified (1st year lvl 3)
- 27) Collection of 120 different insects-mounted, labeled and identified (2nd year lvl 3)
- 28) Collection of 155 different insects-mounted, labeled and identified (3rd year lvl 3)
- 29) Reaching one or more insects related projects
- 30) Collection of mounted insect damaged plants
- 31) Rearing insect project
- 32) Build an electronic media presentation discussing Integrated Pest Management for either Turfgrass, Vegetable Garden, Green House, or Forest
- 33) Poster of Level 3 activity
- 34) Item from Level 3 activity
- 35) Insect model
- 36) Education display
- 37) Notebook on project
- 38) Any other item

ENTOMOLOGY, INDEPENDENT STUDY

DEPT. O, CLASS 8,

Lot

- 39) Collection of 200 different insects
- 40) Beekeeping Display
- 41) Educational Display
- 42) Notebook on project
- 43) Any Other

CLASS 9 - FORESTRY

ENTER/EXHIBIT UP TO 10 UNLIKE ITEMS

FORESTRY, LEVEL 1

DEPT. O, CLASS 9,

Lot

- 1) Educational display planting a tree
- 2) Educational display of forest soils
- 3) Educational display on how a tree grows
- 4) Plant press
- 5) Tree Calipers (measuring trees)
- 6) Display of at least five different dried leaves / needles in Montana
- 7) Display of five native Montana trees showing ONE leaf, twig, and fruit from each
- 8) Notebook on project
- 9) Other as determined by member

FORESTRY, LEVEL 2

DEPT. O, CLASS 9,

Lot

- 10) Exhibit a collection of at least ten (10) different kinds of leaves/needles from either coniferous or deciduous trees living

in Montana collected during the year - mounted, labeled and identified according to species

- 11) Exhibit a minimum of eight (8) native Montana trees showing ONE leaf, twig, and fruit from each species
- 12) Educational display relating to some activity in Level 2 (for example, how water moves through a tree, photosynthesis, succession, or forest systems)
- 13) A photo-journal of your visit to a local park or forest
- 14) Cross-section of a tree with explanation of the tree's history
- 15) Exhibit explaining the fire triangle and forest fire prevention
- 16) Notebook on project
- 17) Other as determined by member

FORESTRY, LEVEL 3

DEPT. O, CLASS 9,

Lot

- 18) Exhibit a collection of at least 20 different kinds of leaves/needles from either coniferous and deciduous tree living in Montana collected during the year - mounted, labeled and identified according to species
- 19) Exhibit a minimum of 15 native Montana trees showing ONE leaf, twig, and fruit from each species
- 20) Educational display relating to some activity in Level 3 (for example, identifying trees by their bar, biomes, or forest products)
- 21) Display showing the "fruits" or "seeds" of at least 10 trees in your area
- 22) Notebook on project
- 23) Any other

FORESTRY, INDEPENDENT STUDY

DEPT. O, CLASS 9,

Lot

- 24) Educational Display
- 25) Notebook on project
- 26) Any other

CLASS 10 - OUTDOOR ADVENTURES

ENTER/EXHIBIT UP TO 10 UNLIKE ITEMS

OUTDOOR ADVENTURES, LEVEL 1

DEPT. O, CLASS 10,

Lot

- 1) Display of Outdoor Adventures
- 2) Hiking Essential Backpack
- 3) Educational Display of Body Heat
- 4) Educational Display of Nutrition
- 5) First Aid Kit
- 6) Weather Display
- 7) Educational Display
- 8) Notebook on project
- 9) Any other

OUTDOOR ADVENTURES, LEVEL 2

DEPT. O, CLASS 10,

Lot

- 10) Display of Outdoor Adventures
- 11) Personal Camping Gear Display
- 12) Group Camping Gear Display
- 13) Display on an overnight pack
- 14) Camping Tools
- 15) Tying Knots for Camping
- 16) Educational Display
- 17) Notebook on project
- 18) Any other

OUTDOOR ADVENTURES, LEVEL 3

DEPT. O, CLASS 10,

Lot

- 19) Display of Outdoor Adventures
- 20) Any other related item
- 21) Trip planning
- 22) Backpacking Tent
- 23) Tent Repair Kit
- 24) Spice Kit
- 25) Educational Display
- 26) Notebook on project
- 27) Any other

OUTDOOR ADVENTURES, INDEPENDENT STUDY

DEPT. O, CLASS 10,

Lot

- 28) Educational Display
- 29) Notebook on project
- 30) Any other

CLASS 11 - SHOOTING SPORTS

ENTER/EXHIBIT UP TO 10 UNLIKE ITEMS

Don Jamieson Memorial, "Best Overall Shooting Sports Project"

- Donated by the Jamieson Family.

Walter H. Fouts Memorial, "Overall 4-H Shotgun Project" -

Donated by Chet Fouts

AIR PISTOL

DEPT. O, CLASS 11,

Lot

- 1) Useful or practical device
- 2) Safety Educational Display
- 3) Display on how to load a pistol
- 4) Item related to Pistol
- 5) Educational display
- 6) Notebook on project
- 7) Any other

SMALL BORE PISTOL (.22)

DEPT. O, CLASS 11,

Lot

- 8) Useful or practical device
- 9) Safety Educational Display
- 10) Display on how to load a pistol
- 11) Item related to small bore pistol
- 12) Educational display
- 13) Notebook on project
- 14) Any other

AIR RIFLE

DEPT. O, CLASS 11,

Lot

- 15) Useful or practical device
- 16) Safety Educational Display
- 17) Display on how to load an air rifle
- 18) Item related to Air Rifle
- 19) Educational display
- 20) Notebook on project
- 21) Any other

SMALL BORE RIFLE (.22)

DEPT. O, CLASS 11,

Lot

- 22) Useful or practical device
- 23) Safety Educational Display
- 24) Display on how to load a rifle
- 25) Item related to Rifle
- 26) Educational Display
- 27) Notebook on project
- 28) Any other

ARCHERY

DEPT. O, CLASS 11,

Lot

- 29) Useful or practical device
- 30) Safety Educational Display
- 31) Display on how to load a bow
- 32) Item related to Archery
- 33) Educational display
- 34) Notebook on project
- 35) Any other

BB GUN SAFETY

DEPT. O, CLASS 11,

Lot

- 36) Poster- Rules or Firearm safety
- 37) Display on how to load a BB gun
- 38) Educational Display
- 39) Notebook on project
- 40) Any other

SHOTGUN

DEPT. O, CLASS 11,

Lot

- 41) Useful or practical device
- 42) Safety educational Display
- 43) Display on how to load a shotgun
- 44) Item related to shotgun
- 45) Educational Display
- 46) Notebook on project
- 47) Any other

MUZZLELOADING

DEPT. O, CLASS 11,

Lot

- 48) Useful or practical device
- 49) Safety Educational Display
- 50) Display on how to load a muzzleloader
- 51) Item related to Muzzle Loading
- 52) Educational display
- 53) Notebook on project
- 54) Any other

HUNTING

DEPT. O, CLASS 11,

Lot

- 55) Educational display related to wildlife
- 56) Educational display related to hunting
- 57) Educational display related to hunting equipment
- 58) Educational display related to survival
- 59) Hunting calls
- 60) Educational display on wildlife tracks
- 61) Uses of feathers, scat, skulls, antlers, and horns
- 62) Boone & Crockett scoring guide
- 63) Educational display
- 64) Notebook on project
- 65) Any Other

WESTERN HERITAGE

DEPT. O, CLASS 11,

Lot

- 66) Educational Display of clothing and period outfits
- 67) Educational display using frontier recipes
- 68) Leather made holster, belt, knife sheath, carry bags or chaps
- 69) Old time photography chronicling your project
- 70) Video showing "What is Western Heritage?"
- 71) Educational display on historic figures
- 72) Educational display of old-time tools and their uses
- 73) Family history or family tree
- 74) Educational display showing a Western Heritage shooting stage
- 75) Educational display
- 76) Notebook on project
- 77) Any Other

SHOOTING SPORTS, INDEPENDENT STUDY

DEPT. O, CLASS 11,

Lot

- 78) Educational Display
- 79) Notebook on Project
- 80) Any other

CLASS 12 - SPORT FISHING

ENTER/EXHIBIT UP TO 10 UNLIKE ITEMS

SPORT FISHING, LEVEL 1

DEPT. O, CLASS 12,

Lot

- 1) Picture Display
- 2) Display of lures and/or flies made
- 3) Types of fish display
- 4) Fishing/angling educational display
- 5) Fishing or casting log display
- 6) Common tackle display
- 7) Basic fishing knot display
- 8) Display of 3 rigging systems
- 9) Display of what you learned
- 10) Notebook on project
- 11) Any other

SPORT FISHING, LEVEL 2

DEPT. O, CLASS 12,

Lot

- 12) Display of casting techniques
- 13) Fishing/casting log display
- 14) Fish part ID display
- 15) Favorite fish recipes display
- 16) Handmade fishing wallet
- 17) 6 intermediate fishing knots
- 18) Educational display of what you learned
- 19) Notebook on project
- 20) Any other

SPORT FISHING, LEVEL 3

DEPT. O, CLASS 12,

Lot

- 21) Introducing a friend to fishing
- 22) 4 different reel display
- 23) Display of flies and/or lures you made
- 24) Different size & type of lures
- 25) 8 kinds of aquatic insect display
- 26) Fishing habitats display
- 27) Fishing ethics display
- 28) Fishing journal display
- 29) Montana kinds of fish display
- 30) Notebook on project

31) Any other

SPORT FISHING, INDEPENDENT STUDY

DEPT. O, CLASS 12,

Lot

- 32) Educational display
- 33) Notebook on project
- 34) Any other

CLASS 13 - WILDLIFE

ENTER/EXHIBIT UP TO 10 UNLIKE ITEMS

WILDLIFE

DEPT. O, CLASS 13,

Lot

- 1) Poster explaining difference between Herbivores, Carnivores, and Omnivores
- 2) Poster showing types of animals in your area
- 3) Poster explaining the food chain of animals in your area
- 4) Poster explaining woodlands, grasslands, and wetlands habitats
- 5) Educational display
- 6) Notebook on project
- 7) Any Other

WILDLIFE, INDEPENDENT STUDY

DEPT. O, CLASS 12,

Lot

- 8) Educational Display
- 9) Notebook on Project
- 10) Any Other

FAMILY & CONSUMER SCIENCES

A Super Sweepstakes Family Consumer Science monetary award will be awarded at Achievement Night to the individual totaling the most points in Family Consumer Science related classes. Eligible individuals must be enrolled in and have project exhibits in at least two of the divisions listed.

CLASS 14 - BABYSITTING

ENTER/EXHIBIT UP TO 10 UNLIKE ITEMS

BABYSITTING

DEPT. O, CLASS 14,

Lot

- 1) Babysitter's magic bag
- 2) Family file and job log

- 3) Parent/Guardian surveys
- 4) Babysitting safety display
- 5) First Aid display or kit
- 6) Boo Boo Bunny
- 7) Stages of Children display
- 8) Children's food/nutrition display
- 9) Babysitting marketing pieces – (business cards, fliers, posters, etc.)
- 10) Educational Display
- 11) Notebook on Project
- 12) Any other

BABYSITTING, INDEPENDENT STUDY

Lot

- 13) Educational Display
- 14) Notebook on Project
- 15) Any other

CLASS 15 - FAMILY ADVENTURES

ENTER/EXHIBIT UP TO 10 UNLIKE ITEMS

FAMILY ADVENTURES

DEPT. O, CLASS 15,

Lot

- 1) Any item related to project – see inside cover of project manual for ideas
- 2) Educational Display
- 3) Notebook on project
- 4) Any other

FAMILY ADVENTURES, INDEPENDENT STUDY

DEPT. O, CLASS 15,

Lot

- 5) Educational Display
- 6) Notebook on project
- 7) Any other

CLASS 16 - INTERIOR DESIGN

ENTER/EXHIBIT UP TO 10 UNLIKE ITEMS

INTERIOR DESIGN, LEVEL 1

DEPT. O, CLASS 16,

Lot

- 1) Plans for space design
- 2) Macramé item
- 3) One (1) storage helper
- 4) Wall hanging or bulletin board
- 5) Redecorating notebook
- 6) Furniture floor plan
- 7) Comparison drawing
- 8) Room design
- 9) Furniture comparison exhibit

- 10) Architectural symbols exhibit
- 11) Sound system design
- 12) Exhibit of different moldings
- 13) Lighting and switch layout
- 14) Educational Display
- 15) Notebook on project
- 16) Any other

INTERIOR DESIGN, LEVEL 2

DEPT. O, CLASS 16,

Lot

- 17) Photo notebook
- 18) Portable cleaning kit
- 19) Wastebasket
- 20) Exhibit using six (6) different textures
- 21) Room or space colored drawing
- 22) Collection of pictures
- 23) Exhibit using three (3) color schemes
- 24) Bathmat and tank set
- 25) Curtains or draperies
- 26) Lamp and lampshade
- 27) 3'x2' rug
- 28) Educational Display
- 29) Notebook on project
- 30) Any other

INTERIOR DESIGN, LEVEL 3

DEPT. O, CLASS 16,

Lot

- 31) Exhibit of wood
- 32) Display of dyes
- 33) Picture or object using a medium
- 34) Textured picture or wall hanging
- 35) Reed, raffia, rope, or clay item
- 36) Container arrangement
- 37) Textile item
- 38) Homemade paper
- 39) Stitched item
- 40) Educational display
- 41) Notebook on project
- 42) Any other

INTERIOR DESIGN, LEVEL 4

DEPT. O, CLASS 16,

Lot

- 43) Notebook exhibit showing the history of some item
- 44) Notebook showing comparison study of process
- 45) Photo story of activity
- 46) Refinished item
- 47) Restored item
- 48) Educational display

- 49) Notebook on Project
- 50) Any other

INTERIOR DESIGN, INDEPENDENT STUDY

DEPT. O, CLASS 16,

Lot

- 51) Educational Display
- 52) Notebook on project
- 53) Any Other

CLASS 17 - SEWING & TEXTILES

ENTER/EXHIBIT UP TO 10 UNLIKE ITEMS

Members will exhibit items only from the units in which they are enrolled. Exhibits will be judged on quality of construction, quality of workmanship, appearance, and functionality. Learning expressed in the interview will also be considered. Please bring patterns/designs to interview.

SEWING, LEVEL 1

DEPT. O, CLASS 17,

Lot

- 1) Stitch a card
- 2) Display of Machine Parts
- 3) Display of Fabrics
- 4) Sewing tool kit
- 5) Simple gathered skirt
- 6) Hair Scrunchie
- 7) Item decorated with fusible web
- 8) Tote Bag
- 9) Wool item
- 10) Educational Display
- 11) Notebook on project
- 12) Any other

SEWING, LEVEL 2

DEPT. O, CLASS 17,

Lot

- 13) Pattern Savvy Display
- 14) Patchwork pillow
- 15) Apron
- 16) Pants
- 17) Shirt
- 18) Clothes Closet Display
- 19) Tote bag, purse or duffel bag
- 20) Shorts
- 21) Simple skirt or wrap skirt
- 22) Simple top w/o set in sleeves
- 23) Simple Sweatshirt or T-shirt
- 24) Simple Vest
- 25) Simple Jumper, dress or pants

- 26) Wool garment
- 27) Educational display
- 28) Notebook on project
- 29) Any other

SEWING, LEVEL 3

DEPT. O, CLASS 17,

Lot

- 30) Top
- 31) Sweatshirt
- 32) Vest
- 33) Jumper or dress
- 34) Pants
- 35) 2-piece coordinating item
- 36) 2-piece sports outfit
- 37) Lined vest
- 38) Short sleeve blouse or shirt
- 39) Pajamas or Nightgown
- 40) Skirt
- 41) Long sleeve blouse or shirt
- 42) Matching shorts and top
- 43) Wool Garment
- 44) Educational display
- 45) Notebook on project
- 46) Any other

SEWING, INDEPENDENT STUDY

DEPT. O, CLASS 17,

Lot

- 47) Designer jeans
- 48) Leather / leather look article
- 49) Formal or long dress
- 50) Specialty fabric garment
- 51) Tailored garment
- 52) Suit or Pantsuit
- 53) Lined Jacket or Coat
- 54) 4-piece Coordinated Outfit
- 55) 5-piece Coordinated Outfit
- 56) Wool garment
- 57) Educational display
- 58) Notebook on project
- 59) Any other

CLASS 18 - KNITTING

ENTER/EXHIBIT UP TO 10 UNLIKE ITEMS

KNITTING, BEGINNER

DEPT. O, CLASS 18,

Lot

- 1) One potholder
- 2) Dishcloth

- 3) Hat
- 4) Scarf
- 5) Slippers
- 6) Pillow
- 7) Hair Scrunchie
- 8) Educational Display
- 9) Notebook on project
- 10) Any other

KNITTING, INTERMEDIATE

DEPT. O, CLASS 18,

Lot

- 11) Items using buttonholes
- 12) Items using cable stitch
- 13) Items using moss / seed stitch
- 14) Mittens
- 15) Novelties (stuffed toys)
- 16) Slippers
- 17) Sweater w/ raglan sleeves
- 18) Shell
- 19) Educational display
- 20) Notebook on project
- 21) Any other

KNITTING, ADVANCED

DEPT. O, CLASS 18,

Lot

- 22) Circular needle article
- 23) Socks or cap using 4 needles
- 24) Sweater (pullover or cardigan)
- 25) Full size afghan
- 26) Coat sweater w/ design
- 27) Socks using double needles
- 28) Skirt
- 29) Educational display
- 30) Notebook on project
- 31) Any other

KNITTING, INDEPENDENT STUDY

DEPT. O, CLASS 18,

Lot

- 32) Educational Display
- 33) Notebook on project
- 34) Any other

CLASS 19 - CROCHET

ENTER/EXHIBIT UP TO 10 UNLIKE ITEMS

COCHET, BEGINNER

DEPT. O CLASS 19,

Lot

- 1) One potholder

- 2) Dishcloth
- 3) Hat
- 4) Scarf
- 5) Slippers
- 6) Pillow
- 7) Display of three basic stitches
- 8) Educational Display
- 9) Notebook on project
- 10) Any other

CROCHET, INTERMEDIATE

DEPT. O CLASS 19,

Lot

- 11) Hot Pad
- 12) Pincushion
- 13) Belt
- 14) Simple Bag or Purse
- 15) Crochet Hanger
- 16) Crochet Jewelry
- 17) Mittens
- 18) Novelties (stuffed toys)
- 19) Slippers
- 20) Sweater
- 21) Shell
- 22) Educational display
- 23) Notebook on project
- 24) Any Other

CROCHET, ADVANCED

DEPT. O CLASS 19,

Lot

- 25) Cape or Poncho
- 26) Large doily
- 27) Small doily
- 28) Edgings (pillow case, etc)
- 29) Novelties (stuffed toys, etc)
- 30) Place mat (set of 2)
- 31) Sweater
- 32) Vest
- 33) Afghan small under 40"
- 34) Afghan Large over 40"
- 35) Socks
- 36) Coat Sweater w/Design
- 37) Educational display
- 38) Notebook on project
- 39) Any other

CROCHET, INDEPENDENT STUDY

DEPT. O CLASS 19,

Lot

- 40) Educational display

- 41) Notebook on project
- 42) Any other

CLASS 20 – EMBROIDERY

ENTER/EXHIBIT UP TO 10 UNLIKE ITEMS

EMBROIDERY, BEGINNER

DEPT. O, CLASS 20,

Lot

- 1) Potholder
- 2) Pincushion
- 3) Doily embroidered
- 4) Crewel embroidered article
- 5) Kitchen towel
- 6) Counted Cross-stitch article
- 7) Candle Wicking
- 8) Pillow top
- 9) Small picture
- 10) Napkins
- 11) Dresser Scarf
- 12) Pillow cases simple design
- 13) Educational display
- 14) Notebook on project
- 15) Any other

EMBROIDERY, INTERMEDIATE

DEPT. O, CLASS 20,

Lot

- 16) 2 Pillowcases
- 17) Wall hanging
- 18) Pictures – set of 2
- 19) Placemats – set of 2
- 20) Tea towels – set of 4
- 21) Table topper
- 22) Counted cross-stitch article
- 23) Holiday item
- 24) Machine embroidered article
- 25) Educational display
- 26) Notebook on project
- 27) Any other

EMBROIDERY, ADVANCED

DEPT. O, CLASS 20,

Lot

- 28) Crewel embroidered article +15"
- 29) Pillowcases (2)
- 30) Design on clothing item
- 31) Pictures set of 2
- 32) Place mats set of 4
- 33) Tea towels set of 4
- 34) Wall hanging

- 35) Ribbon embroidery
- 36) Any embroidered article
- 37) Table or Luncheon cloth
- 38) Counted Cross Stitch
- 39) Machine embroidered item
- 40) Educational display
- 41) Notebook on project
- 42) Any other

EMBROIDERY, INDEPENDENT STUDY

Lot

- 43) Educational display
- 44) Notebook on project
- 45) Any other

CLASS 21 – QUILTING / PATCHWORK

ENTER/EXHIBIT UP TO 10 UNLIKE ITEMS

Block Builders Quilt Guild will present a “**Beginning Quilters Award,**” a \$25 Check for the best 1st or 2nd year quilt entry to be awarded at Achievement Night.

Any size quilt will be accepted. Wall hangings and quilted garments will also be accepted. Quilts may be hand or machine quilted or tied. **All entries must be the work of the 4-H member except for a commercially machine quilted item entry.**

QUILTING, LEVEL 1

DEPT. O, CLASS 21,

Lot

- 1) Placemats
- 2) Table Runner
- 3) Pillow
- 4) Lap Quilt
- 5) Four Patch Quilt
- 6) Bed Size Quilt
- 7) Table Mat
- 8) Wall Hanging
- 9) Quilt Any Kind Tied
- 10) Quilt Commercially Quilted
- 11) Unfinished Quilt Project
- 12) Educational display
- 13) Notebook on project
- 14) Any other

QUILTING, LEVEL 2

DEPT. O, CLASS 21,

Lot

- 15) Pillow Sham
- 16) Wall Hanging
- 17) Table Runner

- 18) Table Mat
- 19) Tote Bag or Purse
- 20) Any Appliqué Item
- 21) Bed Size Quilt
- 22) Quilt Hand Quilted
- 23) Scrappy Quilt
- 24) Quilt Commercially Quilted
- 25) Denim quilt
- 26) Quilted garment
- 27) Educational display
- 28) Notebook on project
- 29) Any other

QUILTING, LEVEL 3

DEPT. O, CLASS 21,

Lot

- 30) Hand Pieced Quilt
- 31) Wall Hanging
- 32) Any Appliqué Item
- 33) Bed Size Quilt
- 34) Quilt Hand Quilted
- 35) Quilt Commercially Quilted
- 36) Paper Pieced Item
- 37) Memory Quilt
- 38) Rag quilt
- 39) Original design quilt
- 40) Educational display
- 41) Notebook on project
- 42) Any other

QUILTING, INDEPENDENT STUDY

DEPT. O, CLASS 21,

Lot

- 43) Notebook on Project
- 44) Quilt Hand Quilted
- 45) Quilt Commercially Quilted
- 46) Memory Quilt
- 47) Quilt Designed by Member
- 48) Wool Quilt
- 49) Paper Pieced Item
- 50) Any Machine Quilted Item
- 51) Any Appliqué Item
- 52) Quilted Jacket or Vest
- 53) Any Other Item
- 54) Unfinished Project
- 55) Educational Display
- 56) Notebook on Project
- 57) Any other

PLANT SCIENCE

All 4-H crop exhibits must have been grown by the exhibitor in either the current or immediately previous crop year.

Sheaves entered in this class should be at least 3" in diameter at the base and firmly bound in at least one place.

CLASS 22 - CROP SCIENCE

ENTER/EXHIBIT UP TO 10 UNLIKE ITEMS

SMALL GRAINS: WHEAT, OATS, BARLEY, RYE

DEPT. O, CLASS 22,

Lot

- 1) Plant Press
- 2) Notebook mounted grain specimens
- 3) Display 5 varieties grown
- 4) Food prepared from sprouts
- 5) Display showing a balance sheet or prices over time of small grains
- 6) Display how to determine the volume of storage structures
- 7) Display showing the effects of different planting depths
- 8) Educational display soil sampling/fert.
- 9) Disease, Insect or Weed Notebook
- 10) 1 Sheaf of Grain (Wheat, Oats, Barley, or Rye)
- 11) 1 qt Threshed Grain (Wheat, Oats, Barley, or Rye)
- 12) Educational display
- 13) Notebook on project
- 14) Any Other

CROP SCIENCE, INDEPENDENT STUDY

DEPT. O, CLASS 22,

Lot

- 15) Educational display
- 16) Notebook on project
- 17) Any other

CLASS 23 - GARDENING

ENTER/EXHIBIT UP TO 10 UNLIKE ITEMS

Exhibits will be judged for uniformity, maturity, varietal characteristics, and freedom from disease, insects, and injury. There are exhibit tips in each member manual for this project.

All vegetables must be placed on a white 9" paper/foam plate for exhibit. A plastic bag should be placed over the paper/form plate.

Foliage on flowers should be removed unless it enhances blossom.

Vases and containers must be provided by the exhibitor. Use creativity as the type of container enhances your flower display: however, the container will not be considered in judging. Foam cups or tin cans are not permissible containers.

Exhibitors are responsible for seeing that their plants and cut flowers are watered during the fair.

Exhibit ideas could include such things as a garden structure, video tapes, planters made, etc. All items need to reflect the level and the member's own work. All plant exhibits MUST be those grown by the exhibitor.

GARDENING, LEVEL A

DEPT. O, CLASS 23,

Lot

- 1) 4 unlike, different vegetables
- 2) 4 unlike, different fruits
- 3) Any Herb
- 4) 3 of the same vegetable
- 5) 3 of the same fruit
- 6) Garden plan
- 7) Composting display
- 8) Garden tool display
- 9) Soil sampling and testing display
- 10) Simple flower arrangement
- 11) 4 diff.vegt's growing in container
- 12) Display of plant/flower parts
- 13) Garden Safety Display
- 14) Educational Display
- 15) Notebook on project
- 16) Any other

GARDENING, LEVEL B

DEPT. O, CLASS 23,

Lot

- 17) 4 unlike, different vegetables
- 18) 4 unlike, different fruits
- 19) Any 2, different herbs
- 20) 3 of the same vegetable
- 21) 3 of the same fruit
- 22) 4 diff.vegt's growing in container
- 23) Beneficial insect display
- 24) Garden pest display
- 25) Plant disease display
- 26) Display of plant/flower parts
- 27) Garden Safety Display
- 28) Plant terrarium
- 29) Plant record
- 30) Educational display
- 31) Notebook on project
- 32) Any other

GARDENING, LEVEL C

DEPT. O, CLASS 23,

Lot

- 33) 6 unlike, different vegetables

- 34) 6 unlike, different fruits
- 35) Any 3, different herbs
- 36) 3 of the same vegetable
- 37) 3 of the same fruit
- 38) Hydroponic display
- 39) Pollinator display
- 40) Flower arrangement
- 41) Soil sampling and testing display
- 42) 4 diff.vegt's growing in container
- 43) Any other item related to Level C
- 44) Landscape design
- 45) Educational display
- 46) Notebook on project
- 47) Any other

GARDENING, LEVEL D

DEPT. O, CLASS 23,

Lot

- 48) 8 unlike, different vegetables
- 49) 8 unlike, different fruits
- 50) Any 4 herbs
- 51) 3 of the same vegetable
- 52) 3 of the same fruit
- 53) Flower display
- 54) Floral arrangement (corsage or boutonniere)
- 55) Floral arrangement (Wedding bouquet)
- 56) Educational display
- 57) Notebook on project
- 58) Any other

GARDENING, INDEPENDENT STUDY

DEPT. O, CLASS 23,

Lot

- 59) Up to 6 unlike vegetables/fruit
- 60) Educational display
- 61) Notebook on project
- 62) Any other

CLASS 24 - RANGE MANAGEMENT

ENTER/EXHIBIT UP TO 10 UNLIKE ITEMS

RANGE, LEVEL 1

DEPT. O, CLASS 24,

Lot

- 1) Plant anatomy Educational display
- 2) Mounts of 5 grasses
- 3) Add to Plant Collection (10)
- 4) Educational display on Range Management
- 5) Conservation Display
- 6) Notebook on Project
- 7) Any Other

- 8) Educational Display
- 9) Any other

RANGE, INDEPENDENT STUDY

DEPT. O, CLASS 24,

Lot

- 10) Notebook on Project
- 11) Educational Display
- 12) Any other

CLASS 25 - WEED SCIENCE

ENTER/EXHIBIT UP TO 10 UNLIKE ITEMS

***All work must have been completed during the current project year.**

WEED SCIENCE, LEVEL 1

DEPT. O, CLASS 25,

Lot

- 1) Display illustrating crops grown in Montana and products made in Montana from those crops.
- 2) Display showing different ways weed seeds spread to new locations.
- 3) Plant press created in project
- 4) Display of pressed plants and/or photos you have taken illustrating the following terms: weeds and native, non-native, invasive and noxious plants
- 5) Chart showing the exponential growth of a knapweed plant
- 6) Display that illustrates the effects of erosion
 - 7) Any other exhibit related to project
 - 8) Any other exhibit related to project
 - 9) Any other exhibit related to project

WEED SCIENCE, INDEPENDENT STUDY

DEPT. O, CLASS 25,

Lot

- 10) Notebook on Project
- 11) Educational Display
- 12) Any other

COMMUNICATIONS & EXPRESSIVE ARTS

CLASS 26 - COWBOY POETRY

ENTER/EXHIBIT UP TO 10 UNLIKE ITEMS

COWBOY POETRY

DEPT. O, CLASS 26,

Lot

- 1) Display - what you learned
- 2) Display of 3 original poems

- 3) Rhyme schemes or meter display
- 4) Classic Cowboy poet display
- 5) Western Culture/history display
- 6) Cowboy poetry from the library
- 7) Photo story of poetry gathering
- 8) Teaching others photo story
- 9) Educational Display
- 10) Notebook on Project
- 11) Any other

COWBOY POETRY, INDEPENDENT STUDY

DEPT. O, CLASS 26,

Lot

- 12) Educational Display
- 13) Notebook on Project
- 14) Any other

CLASS 27 - LEATHERCRAFT

ENTER/EXHIBIT UP TO 10 UNLIKE ITEMS

LEATHERCRAFT, LEVEL 1

Exhibits should portray your abilities to use leather stamping tools and beginning lacing. This level does not include carving and a swivel knife may not be used.

DEPT. O, CLASS 27,

Lot

- 1) Belt
- 2) Barrette
- 3) Billfold
- 4) Bookends
- 5) Book mark
- 6) Checkbook cover
- 7) Coasters/rounders (2)
- 8) Coin Purse
- 9) Drinking glass holders (2)
- 10) Eye glass case
- 11) Jewlery
- 12) Key Holder or Key Ring
- 13) Knife Sheath
- 14) Tool Holder
- 15) Any Article, buckstitch
- 16) Any Article, laced
- 17) Any article hand sewn
- 18) Any dyed article
- 19) Article machine sewn
- 20) Any hard leather item
- 21) Any soft leather item
- 22) Any other Item related to the project
- 23) Notebook on Project
- 24) Educational Display

25) Any Other

LEATHERCRAFT, LEVEL 2

Exhibits should portray your abilities to use basic leather tools, begin carving, do more advanced lacing techniques. You will not do pictorial or figure carving.

DEPT. O, CLASS 27,

Lot

- 26) Belt
- 27) Barrette
- 28) Billfold
- 29) Bookends
- 30) Book mark
- 31) Checkbook cover
- 32) Coasters/rounders (2)
- 33) Coin Purse
- 34) Drinking glass holders (2)
- 35) Eye glass case
- 36) Jewlery
- 37) Key Holder or Key Ring
- 38) Knife Sheath
- 39) Tool Holder
- 40) Any Article, buckstitch
- 41) Any Article, laced
- 42) Any article hand sewn
- 43) Any dyed article
- 44) Article machine sewn
- 45) Any hard leather item
- 46) Any soft leather item
- 47) Any other Item related to the project
- 48) Notebook on Project
- 49) Educational Display
- 50) Any Other

LEATHERCRAFT, LEVEL 3

Exhibits should portray your abilities to do inverted leather carving, use the new tools listed for this level, put in lining, stamping, cleaning leather, beginning dyeing, edge beveling, burnishing edges, hand stitching, and simple molding and shaping. All tools in levels 1 & 2 may be used in addition to: mules, foot, stop and single imprint stamps, wing dividers, over stitch wheel, gouge skiver, edge beveller, and edge slicker. Additional tools may be used as needed.

DEPT. O, CLASS 27,

Lot

- 51) Belt
- 52) Barrette
- 53) Billfold
- 54) Bookends
- 55) Book mark
- 56) Checkbook cover
- 57) Coasters/rounders (2)

58) Coin Purse

59) Drinking glass holders (2)

60) Eye glass case

61) Jewlery

62) Key Holder or Key Ring

63) Knife Sheath

64) Tool Holder

65) Any Article, buckstitch

66) Any Article, laced

67) Any article hand sewn

68) Any dyed article

69) Article machine sewn

70) Any hard leather item

71) Any soft leather item

72) Any other Item related to the project

73) Notebook on Project

74) Educational Display

75) Any Other

LEATHERCRAFT, LEVEL 4

Exhibits should portray your abilities with figure carving on articles other than pictures, embossing, filigree work, and dyeing and staining. (Not solid color dyeing and color shading). All leather tools may be used.

DEPT. O, CLASS 27,

Lot

- 76) Belt
- 77) Barrette
- 78) Billfold
- 79) Bookends
- 80) Book mark
- 81) Checkbook cover
- 82) Coasters/rounders (2)
- 83) Coin Purse
- 84) Drinking glass holders (2)
- 85) Eye glass case
- 86) Jewlery
- 87) Key Holder or Key Ring
- 88) Knife Sheath
- 89) Tool Holder
- 90) Any Article, buckstitch
- 91) Any Article, laced
- 92) Any article hand sewn
- 93) Any dyed article
- 94) Article machine sewn
- 95) Any hard leather item
- 96) Any soft leather item
- 97) Any other Item related to the project
- 98) Notebook on Project

99) Educational Display

100) Any Other

LEATHERCRAFT, LEVEL 5

Exhibits should portray your abilities with dyeing and shading techniques on carved leather, including solid color dyeing. (This does not include framed pictures). All tools may be used.

DEPT. O, CLASS 27,

Lot

101) Belt

102) Barrette

103) Billfold

104) Bookends

105) Book mark

106) Checkbook cover

107) Coasters/rounders (2)

108) Coin Purse

109) Drinking glass holders (2)

110) Eye glass case

111) Jewlery

112) Key Holder or Key Ring

113) Knife Sheath

114) Tool Holder

115) Any Article, buckstitch

116) Any Article, laced

117) Any article hand sewn

118) Any dyed article

119) Article machine sewn

120) Any hard leather item

121) Any soft leather item

122) Any other Item related to the project

123) Notebook on Project

124) Educational Display

125) Any Other

LEATHERCRAFT, LEVEL 6

Exhibits should portray your abilities to figure carve a portrait and/or scene on leather. Exhibits should be framed or mounted. All tools may be used.

DEPT. O, CLASS 27,

Lot

126) Belt

127) Barrette

128) Billfold

129) Bookends

130) Book mark

131) Checkbook cover

132) Coasters/rounders (2)

133) Coin Purse

134) Drinking glass holders (2)

135) Eye glass case

136) Jewlery

137) Key Holder or Key Ring

138) Knife Sheath

139) Tool Holder

140) Any Article, buckstitch

141) Any Article, laced

142) Any article hand sewn

143) Any dyed article

144) Article machine sewn

145) Any hard leather item

146) Any soft leather item

147) Any other Item related to the project

148) Notebook on Project

149) Educational Display

150) Any Other

LEATHERCRAFT, LEVEL 7

Exhibits should portray your abilities to make or rebuild a saddle. All tools may be used.

DEPT. O, CLASS 27,

Lot

151) Belt

152) Barrette

153) Billfold

154) Bookends

155) Book mark

156) Checkbook cover

157) Coasters/rounders (2)

158) Coin Purse

159) Drinking glass holders (2)

160) Eye glass case

161) Jewlery

162) Key Holder or Key Ring

163) Knife Sheath

164) Tool Holder

165) Any Article, buckstitch

166) Any Article, laced

167) Any article hand sewn

168) Any dyed article

169) Article machine sewn

170) Any hard leather item

171) Any soft leather item

172) Any other Item related to the project

173) Notebook on Project

174) Educational Display

175) Any Other

LEATHERCRAFT CREATIONS, LEVELS 8-10

Exhibits should portray your abilities to stamp leather and use color, lace, braid, sculpt, and sew garments. Stamping tools, sewing machine, and other needed tools may be used.

DEPT. O, CLASS 27,

Lot

- 176) Book Covers
- 177) Camera case
- 178) Clock
- 179) Handbag
- 180) Lamp
- 181) Vest
- 182) Chair
- 183) Jacket
- 184) Jewelry
- 185) Chaps
- 186) Saddle
- 187) Zipper Briefcase
- 188) Any article Plain
- 189) Any Article Buckstitch
- 190) Any Article Laced
- 191) Any Article sewn (hand or machine)
- 192) Any other Hard leather item
- 193) Any other soft leather item
- 194) Any Other

LEATHERCRAFT, INDEPENDENT STUDY

Exhibits should portray your abilities with advanced leather crafting techniques and leadership in the leather project.

DEPT. O, CLASS 27,

Lot

- 195) Educational Display
- 196) Notebook on project
- 197) Any Other

CLASS 28 - PHOTOGRAPHY & VIDEOGRAPHY

ENTER/EXHIBIT UP TO 10 UNLIKE ITEMS

Exhibits must be made up of pictures taken during the current project year. NO cross-entries. Cannot use the same photo (including copies) in more than one entry/class.

All photos (except for the matted entries) in a class are to be mounted together on white poster board as ONE entry. Ex. If entering "Flash for more light- 3 photos," all three photos will be mounted to one poster board and judged as one item.

Classes are listed with the title followed by, in parenthesis, the number of photos needed in the entry and any special instructions. These come from the project book.

PHOTOGRAPHY, LEVEL 1

DEPT. O, CLASS 28,

Lot

- 1) Display of how to use the rule of thirds to enhance a photo
- 2) Display of parts of camera and how to properly hold camera
- 3) Two pictures — one in landscape and one in portrait of the same subject
- 4) Photo or series of photos showing subject with and without flash
- 5) Series of landscape photos
- 6) Photo with an obvious focal point
- 7) Series of three photos from different distances
- 8) Three close-up photos
- 9) Photo story — series of photos that tell a story
- 10) Color Photo
- 11) Black and White Photos - three black and white photos that show texture, shape, contrast, and composition
- 12) Educational display
- 13) Notebook on Project
- 14) Any other

PHOTOGRAPHY, LEVEL 2

DEPT. O, CLASS 28,

Lot

- 15) Display showing different parts of your camera
- 16) Series of three photos showing different shutter speeds (please mark clearly)
- 17) Photo taken in low light
- 18) Photo taken in low light with long exposure
- 19) Two silhouette photos
- 20) Photo displaying strong use of "rule of thirds"
- 21) Photo displaying use of "golden triangle"
- 22) Three candid photos
- 23) Three action photos
- 24) One to three panoramic photos
- 25) Color Photo
- 26) Black and White Photos - three black and white photos that show texture, shape, contrast, and composition
- 27) Photo story — series of photos that tell a story
- 28) Photo printed on canvas
- 29) Educational display
- 30) Notebook on project
- 31) Any other

PHOTOGRAPHY, LEVEL 3

DEPT. O, CLASS 28,

Lot

- 32) Series of photos showing different shutter speeds (Please mark clearly)
- 33) Series of three photos showing overexposed, underexposed, and correct lighting
- 34) Educational display from interview with professional photographer

- 35) Three photos using variety of natural light settings
- 36) Two photos using reflections
- 37) Two photos that demonstrate the “rule of thirds”
- 38) Two still life photos
- 39) One photo showing symmetry
- 40) One photo showing asymmetry
- 41) One underwater photo
- 42) One astro-photo (stars, moon, planets, etc.)
- 43) Three Black and White photos showing texture, shape, contrast, and composition
- 44) Photo story — series of photos that tell a story
- 45) Photo printed on canvas
- 46) Educational display
- 47) Notebook on project
- 48) Any other

VIDEOGRAPHY, LEVEL 4

****Members must supply their own equipment for displaying their entries***

DEPT. O, CLASS 28,

Lot

- 49) Short- 1-2 minute film
- 50) Long- 5 minute film
- 51) Public service announcement
- 52) Storyboard and/or script for film production
- 53) Podcast of Video Created
- 54) Research on topic for film creation
- 55) Filmed interview on specific topic
- 56) Educational display
- 57) Notebook on project
- 58) Any Other

PHOTOGRAPHY, INDEPENDENT STUDY

DEPT. O, CLASS 28,

Lot

- 59) Color Photo
- 60) Black and White photo
- 61) Photo Story
- 62) Video
- 63) Notebook on Project
- 64) Educational Display
- 65) Any other

CLASS 29 - VISUAL ARTS

ENTER/EXHIBIT UP TO 10 UNLIKE ITEMS

GET STARTED IN ART

DEPT. O, CLASS 29,

Lot

- 1) Story telling book art
- 2) Luminary

- 3) Drawing – mural
- 4) Shadow drawing
- 5) Ordinary objects – converted to art
- 6) Drawing motion and gestures
- 7) Computer drawing
- 8) Finger painting
- 9) Color wheel
- 10) Painting techniques – straw, dot, splatter, marble, squeeze, string or marble swirl painting
- 11) Sculpted clay project
- 12) Pinch pot from clay
- 13) Coil pot from clay
- 14) Slab pot from clay
- 15) Paper Mache sculpted project
- 16) Display on flex power and malleability
- 17) Jewelry item made from clay
- 18) Thumb/hand print artwork
- 19) Garden/vegetable/fruit prints
- 20) Stencil project
- 21) Block print artwork
- 22) Screen print artwork
- 23) Monoprint artwork
- 24) Handmade paper
- 25) Batik
- 26) Nine-patch quilt
- 27) Warp and weft woven project
- 28) Collage
- 29) Now and later self portrait
- 30) Scrap sculpting
- 31) Three-dimensional form, window artwork
- 32) Three-dimensional family portrait
- 33) Educational display
- 34) Notebook on project
- 35) Any other

DRAWING, FIBER & SCULPTURE

DEPT. O, CLASS 29,

Lot

- 36) Reflective sketchbook
- 37) Elements & principles of design
- 38) Contour drawing article
- 39) Shading drawing
- 40) Point perspective drawing
- 41) Colored pencil drawing
- 42) Calligraphy drawing
- 43) Cartoon drawing
- 44) Felting wool for applique'
- 45) Cotton linter item
- 46) Batik item

- 47) Weaved lap loom item
- 48) Dyed item
- 49) Clay sculpture item
- 50) Clay sculpture head
- 51) Clay mask face
- 52) Relief sculpture
- 53) Floral sculpture
- 54) Carved sculpture
- 55) Reflective sketchbook
- 56) Educational display
- 57) Notebook on project
- 58) Any Other

PAINTING, PRINTING & GRAPHIC DESIGN

DEPT. O, CLASS 29,

Lot

- 59) Reflective sketchbook
- 60) Acrylic painting
- 61) Watercolor painting
- 62) Abstract painting
- 63) Sand painting
- 64) Self portrait
- 65) Action painting
- 66) Oil painting
- 67) Perspective method oil painting
- 68) Intaglio collagraph
- 69) Sun print
- 70) Dry point etching
- 71) Wax resist painting
- 72) Stamp item
- 73) Linoleum relief print
- 74) Photographic print
- 75) Monoprint
- 76) Graphic design item
- 77) Educational display
- 78) Notebook on project
- 79) Any other

VISUAL ARTS, INDEPENDENT STUDY

DEPT. O, CLASS 29,

Lot

- 80) Educational display
- 81) Notebook on project
- 82) Any other

CLASS 30 – SCRAPBOOKING

ENTER/EXHIBIT UP TO 10 UNLIKE ITEMS

SCRAPBOOKING, Level 1

DEPT. O, CLASS 30,

Lot

- 1) Display of tools and supplies for scrapbooking
- 2) Display showing how cropping enhances photos
- 3) Display on properly mounted photos
- 4) Display related to preserving photos
- 5) Scrapbook page(s) with creative mounted photos
- 6) Scrapbook page(s) using embellishments
- 7) Scrapbook page(s) that show journaling as a scrapbooking technique
- 8) Scrapbook page(s) that show background techniques or treatment
- 9) Research display of three different companies for digital scrapbooking
- 10) Digital scrapbook with a central theme
- 11) Digital scrapbook
- 12) Scrapbook using a central theme
- 13) Scrapbook showing a variety of techniques
- 14) Craft made based on scrapbook techniques
- 15) Framed scrapbook page
- 16) Educational display
- 17) Notebook on project
- 18) Any other

SCRAPBOOKING, INDEPENDENT STUDY

DEPT. O, CLASS 30,

Lot

- 19) Educational display
- 20) Notebook on project
- 21) Any other

LEADERSHIP & PERSONAL DEVELOPMENT

CLASS 31 - CITIZENSHIP

ENTER/EXHIBIT UP TO 10 UNLIKE ITEMS

NAVIGATING CITIZENSHIP, LEVEL 1

DEPT. O, CLASS 31,

Lot

- 1) Journal created from activities in navigating citizenship
- 2) Create a diorama depicting the three (3) branches of government
- 3) Create an advertisement
- 4) Write a letter to the editor
- 5) Create a visual representation of "one person, one vote"
- 6) Write a lobbying plan
- 7) Design a seal and flag

- 8) Plan a service-learning project with a tribal organization
- 9) Create a book of careers
- 10) Write a bill
- 11) Complete kids voting activities
- 12) Make a video related to project
- 13) Educational display
- 14) Notebook on project
- 15) Any other

NAVIGATING CITIZENSHIP, LEVEL 2

DEPT. O, CLASS 31,

Lot

- 16) Journal created from activities in navigating citizenship
- 17) Create a diorama depicting the three (3) branches of government
- 18) Create an advertisement
- 19) Write a letter to the editor
- 20) Create a visual representation of "one person, one vote"
- 21) Write a lobbying plan
- 22) Design a seal and flag
- 23) Plan a service-learning project with a tribal organization
- 24) Create a book of careers
- 25) Write a bill
- 26) Complete kids voting activities
- 27) Make a video related to project
- 28) Educational Display
- 29) Notebook on project
- 30) Any other

GLOBAL CITIZENSHIP

DEPT. O, CLASS 31,

Lot

- 31) Display, slide shows and videos of trips abroad
- 32) Presentation related to project
- 33) Research a topic of global citizenship
- 34) Research another country
- 35) Project related to geography
- 36) Educational display
- 37) Notebook on project
- 38) Any other

INTERSTATE EXCHANGE/HOSTING

DEPT. O, CLASS 31,

Lot

- 39) Display, slide shows and videos of trips abroad
- 40) Picture display related to 4-H exchange
- 41) Media or newspaper display indicating activities with exchange members
- 42) Educational display
- 43) Notebook on project
- 44) Any other

CITIZENSHIP, INDEPENDENT STUDY

DEPT. O, CLASS 31,

Lot

- 45) Educational display
- 46) Notebook on project
- 47) Any other

CLASS 32 - LEADERSHIP

ENTER/EXHIBIT UP TO 10 UNLIKE ITEMS

LEADERSHIP, LEVEL 1

Dept. O, Class 32,

Lot

- 1) Notebook on Project
- 2) Photo Story
- 3) Poster
- 4) Community Service Display
- 5) Educational display featuring leadership
- 6) Educational display featuring knowing self
- 7) Educational display featuring decision making
- 8) Educational display featuring communication
- 9) Educational display featuring teamwork
- 10) Educational display featuring service
- 11) Educational display
- 12) Notebook on project
- 13) Any other

LEADERSHIP, LEVEL 2

Dept. O, Class 32,

Lot

- 14) Educational display featuring leadership
- 15) Educational display featuring knowing self
- 16) Educational display featuring decision making
- 17) Educational display featuring communication
- 18) Educational display featuring teamwork
- 19) Educational display featuring service
- 20) Education display
- 21) Notebook on project
- 22) Any other

LEADERSHIP, INDEPENDENT STUDY

Dept. O, Class 32,

Lot

- 23) Educational display
- 24) Notebook on project
- 25) Any other

CLASS 33 - SELF DETERMINED

ENTER/EXHIBIT UP TO 10 UNLIKE ITEMS

Junior Member-Youth ages 8-13*

Senior Member- Youth ages 14-19*

*As of *October 1st* of the current project year

DEPT. O, CLASS 33,

Lot

- 1) Photo story
- 2) Poster
- 3) Notebook on Project
- 4) Educational display
- 5) Any Other

FOODS & NUTRITION

All food projects will be interview judged. Creative presentation of entries is permissible. A disposable plate must be provided for display.

When entering all food entries, remember safe food handling, safety & proper food temperature. All food entries must be accompanied by the recipes. Recipes may be photocopied. Recipes not in the project book may be used. Use standard size bread pans (9 1/2"x 2 3/4") for quick and yeast breads. Plastic bags are mandatory as a covering for food. (Bake pies in disposable pans). Plastic disposable bowls may be used for appropriate dairy products. Use regulation jelly glasses for all jams and jellies; paraffin seal is not recommended. For all canning exhibits, every jar must be labeled with name, address, date filled, name of product, lot number, method used to process fruits, vegetables, and meats (such as pressure canner, water bath).

If a person is enrolled in more than one foods project and entering recipes for each project, then include the recipes for each project in one recipe box, securing each entry together with a rubber band and enter with a separate entry tag. If a recipe is not included, the entry will not be considered for a rosette.

Food entries must be entered under the project unit in which the 4-H member is enrolled.

All food entries become the property of the 4-H building and entries will be left on display until **released on Sunday**.

If there is an activity in your project book related to your entry, have your project book available at the interview judging.

CLASS 34 – CAKE DECORATING

ENTER/EXHIBIT UP TO 10 UNLIKE ITEMS

CAKE DECORATING, LEVEL 1

DEPT. O, CLASS 34,

Lot

- 1) Smoothly frosted one-level cake
- 2) Any baked, level cake
- 3) Cut up cake(cut according to a diagram, and assemble the pieces to create shapes of animals, vehicles, and holiday symbols. No special pans)
- 4) Cake in a specialty pan
- 5) Cake decorated with borders

- 6) Cake featuring lettering
- 7) Cake featuring flowers
- 8) Educational display
- 9) Notebook on project
- 10) Any other

CAKE DECORATING, LEVEL 2

DEPT. O, CLASS 34,

Lot

- 11) Two Layer frosted cake with flat surface flowers
- 12) Two Layer frosted cake with simple nail flowers
- 13) Two Layer frosted cake with roses
- 14) Two Layer frosted cake with a variety of borders
- 15) Two Layer frosted cake with special effects like Corneli lace, lattice work, basket weave
- 16) Cake made in a specialty pan – decorated using appropriate skills
- 17) Educational display
- 18) Notebook on project
- 19) Any other

CAKE DECORATING, LEVEL 3

DEPT. O, CLASS 34,

Lot

- 20) Stacked or Tiered frosted cake decorated with flat surface flowers
- 21) Stacked or Tiered frosted cake decorated with flowers using a lily nail
- 22) Cake featuring side decorations: basket weave, bow trimmed strings, crown, drop strings, fleur-de-lis, flower and vine, ribbon and ball fringe, zig-zag garland, etc.
- 23) Educational display of various decorating methods
- 24) Notebook on project
- 25) Any other

CAKE DECORATING, LEVEL 4

DEPT. O, CLASS 34,

Lot

- 26) Stacked or Tiered frosted cake decorated with flat surface flowers
- 27) Stacked or Tiered frosted cake decorated with flowers using a lily nail
- 28) Cake featuring side decorations: basket weave, bow trimmed strings, crown, drop strings, fleur-de-lis, flower and vine, ribbon and ball fringe, zig-zag garland, etc.
- 29) Educational display of various decorating methods
- 30) Notebook on project
- 31) Any other

CAKE DECORATING, INDEPENDENT STUDY

DEPT. O, CLASS 34,

Lot

- 32) Decorated Cupcakes
- 33) Educational Display
- 34) Notebook on project
- 35) Any other

CLASS 35 – COOKING

ENTER/EXHIBIT UP TO 10 UNLIKE ITEMS

COOKING 101

DEPT. O, CLASS 35,

Lot

- 1) 1 cup hot cocoa mix in container
- 2) 1 Small plate Mexican dip
- 3) 1 Pocket Sandwich
- 4) 1 cup snack mix
- 5) 1 cup applesauce
- 6) 1 cup salsa
- 7) 3 slices french toast
- 8) 1 Cup Chili
- 9) 3 Muffins from scratch, no liner
- 10) 8X8 pan cornbread from scratch
- 11) 3 drop biscuits
- 12) 3 pancakes
- 13) 3 Brownies from scratch
- 14) 3 cookies
- 15) 8X8 cake made from scratch
- 16) Educational display
- 17) Notebook on project
- 18) Any other

COOKING 201

DEPT. O, CLASS 35,

Lot

- 19) 1 breakfast burrito
- 20) 1 fruit compote
- 21) 1 vegetable dish
- 22) 1 cup peach salsa
- 23) 1 loaf nut bread
- 24) 3 cheese muffins from scratch
- 25) 3 rolled biscuits from scratch
- 26) 2 scones from scratch
- 27) 2 peach dumplings
- 28) 9X9 Snack cake
- 29) 8X8 Funny cake
- 30) 3 snickerdoodles
- 31) Educational Display
- 32) Notebook on project
- 33) Any other

COOKING 301

DEPT. O, CLASS 35,

Lot

- 34) 1 Loaf yeast bread
- 35) 3 yeast rolls
- 36) 1 tea ring
- 37) 1 small pizza
- 38) 2 soft pretzels
- 39) 1 waffle from scratch
- 40) 1 cup homemade granola
- 41) 3 breakfast cookies
- 42) 1 small salad
- 43) 1 cup fruit topping
- 44) 1 cheese ball
- 45) 1 layer unfrosted cake
- 46) Educational Display
- 47) Notebook on project
- 48) Any other

COOKING 401

DEPT. O, CLASS 35,

Lot

- 49) Display of herbs – fresh, frozen, or dried and their uses
- 50) Dish with fruit as main ingredient
- 51) Dish with vegetables as main ingredient
- 52) Dish with beef/pork as main ingredient
- 53) Dish with beans or peas as main ingredient
- 54) Pudding
- 55) Display on the science of candy making
- 56) Display on pastry making
- 57) Display on cooking methods of meats
- 58) Educational display
- 59) Notebook on project
- 60) Any other

COOKING, INDEPENDENT STUDY

DEPT. O, CLASS 35,

Lot

- 61) Educational Display
- 62) Notebook on project
- 63) Any other

CLASS 36 – BAKING

ENTER/EXHIBIT UP TO 10 UNLIKE ITEMS

BAKING 1

DEPT. O, CLASS 36,

Lot

- 1) Education display/My Plate
- 2) Display on measuring techniques
- 3) Educational display/Whole Grains
- 4) Food Safety Basics
- 5) Baking equipment and/or terms
- 6) Baking powder biscuits 3+recipe

- 7) Muffins in project book 2+recipe
- 8) Pancakes in project book 2+recipe
- 9) Cookies in project book 3+recipe
- 10) Educational display
- 11) Notebook on project
- 12) Any Other

BAKING 2

DEPT. O, CLASS 36,

Lot

- 13) Nut Bread 1/4 loaf + recipe
- 14) Coffeecake 1/4 loaf + recipe
- 15) Cookies 3 +recipe
- 16) Bars 3 + recipe
- 17) Gingerbread 1/4 loaf + recipe
- 18) Cornbread 1/4 loaf + recipe
- 19) Brownies 3 + recipe
- 20) Granola bars 3 + recipe
- 21) Educational display
- 22) Notebook on project
- 23) Any other

BAKING 3

DEPT. O, CLASS 36,

Lot

- 24) Exhibit Goodness of Bread
- 25) Technique for Kneading Bread
- 26) Fast French Bread 1/4 loaf + recipe
- 27) Exhibit shaping of rolls
- 28) Basic Yeast Roll Dough 3+ recipe
- 29) Yeast Bread 1/4 loaf + recipe
- 30) Bread Sticks 3 + recipe
- 31) Animal Shaped Bread + recipe
- 32) Science in Breadmaking
- 33) Microwave Breads + recipe
- 34) Bread Machine Bread + recipe
- 35) Educational display
- 36) Notebook on project
- 37) Any Other

BAKING 4

DEPT. O, CLASS 36,

Lot

- 38) Exhibit Cake Science
- 39) Exhibit baked pie crust + recipe
- 40) Exhibit Let's Experiment pie crust
- 41) Exhibit Let's Experiment filling
- 42) Cream Pie 1/4 pie + recipe
- 43) Custard Pie 1/4 pie + recipe
- 44) Fruit Pie 1/4 pie + recipe
- 45) Meat Pie 1/4 pie + recipe

- 46) Cheese Pie 1/4 pie + recipe
- 47) Educational display
- 48) Notebook on project
- 49) Any Other

BAKING, INDEPENDENT STUDY

DEPT. O, CLASS 36,

Lot

- 50) Educational display
- 51) Notebook on Project
- 52) Any other

CLASS 37 – FOOD PRESERVATION

ENTER/EXHIBIT UP TO 10 UNLIKE ITEMS

Exhibits must be in standard canning jars, with new metal lids and bands, properly labeled with product name, date of preparation, processing method and processing time. See manual and contact the Extension Office for current processing times, methods and altitude information. Pickles, relishes, jams, jellies, etc. are to be processed in boiling water canners. The use of paraffin is NOT allowed for jellies, jams, etc. Meats and low acid vegetables must be processed in pressure canner. Tomatoes may be processed in boiling water canners if lemon juice or citric acid is added.

FOOD PRESERVATION

DEPT. O, CLASS 37,

Lot

- 1) One jar jam, cooked
- 2) One jar jelly
- 3) One jar preserves
- 4) Educational display of fruit leather (3 kinds)
- 5) Educational display of dried fruit (3 Kinds) in appropriate container
- 6) Educational display of dried vegetables (3 kinds)
- 7) Tomato juice (1 pint/quart)
- 8) Relish (1 pint/quart)
- 9) Dill pickles(1 pint/quart)
- 10) Bread and butter pickles (1 pint/quart)
- 11) Canned fish (1 pint/quart)
- 12) Canned meat (1 pint/quart)
- 13) Educational display of jerky
- 14) Canned fruit (1 pint/quart)
- 15) Canned vegetables (1 pint/quart)
- 16) 3-jar exhibit of different vegetables
- 17) 3-jar exhibit of different fruit
- 18) 3-jar exhibit of different pickles
- 19) 3-jar exhibit of different relishes
- 20) 3-jar exhibit of different jams or jellies
- 21) Educational display
- 22) Notebook on project
- 23) Any Other

FOOD PRESERVATION, INDEPENDENT STUDY

DEPT. O, CLASS 37,

Lot

- 24) Educational display
- 25) Notebook on project
- 26) Any other

OTHER PROJECTS

CLASS 38 – CLOVERBUDS

ENTER/EXHIBIT UP TO 10 UNLIKE ITEMS

This class is open to all 4-H Cloverbud members enrolled in the Cloverbud project.

Exhibitors will not be rated against each other, but are encouraged and rewarded with special Cloverbud participation ribbon for interviewing with a judge. Their exhibits will be displayed in the 4-H Building with all the other exhibits.

No live animals may be exhibited at the fair in the 4-H Cloverbud division. Cloverbuds may study animals as a part of their learning experience, but should only bring photos of their animals, a notebook, story, photo story, or some other display of their 4-H learning experiences. Cloverbuds wishing to show animals may enter and show in **Open Class**.

CLOVERBUDS

DEPT. O, CLASS 38,

Lot

- 1) 3 items made in Cloverbuds
- 2) Member's Project Sheet
- 3) Picture with your Pet
- 4) Photo Story
- 5) Display
- 6) Drawing
- 7) Painted Item
- 8) Craft Item
- 9) Any Other Item

CLASS 39 – EXPLORING 4-H

ENTER/EXHIBIT UP TO 10 UNLIKE ITEMS

EXPLORING 4-H

DEPT. O, CLASS 39,

Lot

- 1) Travel Log
- 2) Collection of 4-H information – scrapbook, journal, including the 4-H pledge
- 3) Home Sweet Home – scrapbook, journal, display, or drawing related to your home and who lives there

- 4) Neighborhood – display, scrapbook, journal, or drawing related to your neighborhood
- 5) Map – with markings of where you have visited, where your parents have visited and places you'd like to visit
- 6) A list, display or drawing of 4-H projects that are available that interest you
- 7) 4-H Collage with clover and pictures that relate to each "H"
- 8) Educational display
- 9) Notebook on project
- 10) Any other

CLASS 40 – 4-H CLUB ACTIVITIES

ENTER/EXHIBIT UP TO 10 UNLIKE ITEMS

Choose **ONE** exhibitor to enter the item, although it may represent the work of others.

****Will not be interview Judged****

CLUB ACTIVITIES

DEPT. O, CLASS 40,

Lot

- 1) 4-H Club Educational Display
- 2) 4-H Club Secretary Book
- 3) 4-H Club Scrapbook
- 4) Any Other

DEPARTMENT R – INDOOR FFA PROJECTS

**Mitzi Cecrle - Superintendent
Chinook FFA Advisor**

This department is exclusively for currently enrolled Blaine County FFA members. The exhibitor must be in good standing in their school, and the exhibit must be selected from regular project activities, except grains, forage crops, and root crops. These exhibits will be judged on quality, neatness of bundle in case of grain, and skill shown by exhibitor in putting up exhibit.

Exhibitors in this department will not be barred from exhibiting in other departments if otherwise eligible. **All exhibits for this department must be entered by 6 PM on Friday.**

PLANTS

DEPT. R, CLASS 1,

Lot

- 1) Grains – Threshed (quart container)
- 2) Grains – Sheaf (bundled)
- 3) Root Crop – any amount
- 4) Forage Crop – any amount
- 5) Vegetables – any amount
- 6) Range Plant Educational Display

7) Other Educational Display

SHOP WORK

DEPT. R, CLASS 2,

Lot

- 1) Welding
- 2) Soldering
- 3) Tool Sharpening
- 4) Large Scale Project (6 unlike items)
- 5) Small Scale Project (6 unlike items)
- 6) Plasma Cutting
- 7) CNC Machine Work
- 8) Electrical Display
- 9) Dry Wall/Repair

LEADERSHIP

DEPT. R, CLASS 3,

Lot

- 1) Scrapbook
- 2) Treasures Book
- 3) Secretaries Book
- 4) Agriculture Issues Notebook
- 5) Agriculture Business Records
- 6) Business Plan
- 7) Marketing Plan
- 8) Communication Plan

OTHER

DEPT. R, CLASS 4,

Lot

- 1) Animal Science Educational Display
- 2) Any Other

 **I PLEDGE** 
my **HEAD**
to clearer thinking
My **HEART**
to greater loyalty,
my **HANDS**
to larger service, and
my **HEALTH**
to better living, for
my club, my community,
my country, and my world.



The FFA Creed

I believe in the future of agriculture, with a faith born not of words but of deeds - achievements won by the present and past generations of agriculturists; in the promise of better days through better ways, even as the better things we now enjoy have come to us from the struggles of former years.

I believe that to live and work on a good farm, or to be engaged in other agricultural pursuits, is pleasant as well as challenging; for I know the joys and discomforts of agricultural life and hold an inborn fondness for those associations which, even in hours of discouragement, I cannot deny.

I believe in leadership from ourselves and respect from others. I believe in my own ability to work efficiently and think clearly, with such knowledge and skill as I can secure, and in the ability of progressive agriculturists to serve our

own and the public interest in producing and marketing the product of our toil.

I believe in less dependence on begging and more power in bargaining; in the life abundant and enough honest wealth to help make it so-for others as well as myself; in less need for charity and more of it when needed; in being happy myself and playing square with those whose happiness depends upon me.

I believe that American agriculture can and will hold true to the best traditions of our national life and that I can exert an influence in my home and community which will stand solid for my part in that inspiring task.

The creed was written by E.M. Tiffany and adopted at the Third National FFA Convention. It was revised at the 38th and 63rd Conventions.

VENDORS!

We invite you to participate in our vendor fair at the Commercial Building during the fair.
Mail in the form below to reserve your space.

BLAINE COUNTY FAIR PO BOX 1207 – CHINOOK, MT 59523

www.bcfair.net - www.facebook.com/blainecountyfair - blainecountyfair@gmail.com Thank you for your interest in participating as a vendor at the Blaine County Fair! **Please provide the below information as soon as possible.**

We will provide tables for indoor booths, but you're welcome to bring your own if you prefer. (For outdoor booths, you need to provide all of your own tables, chair, tents, materials, etc.)

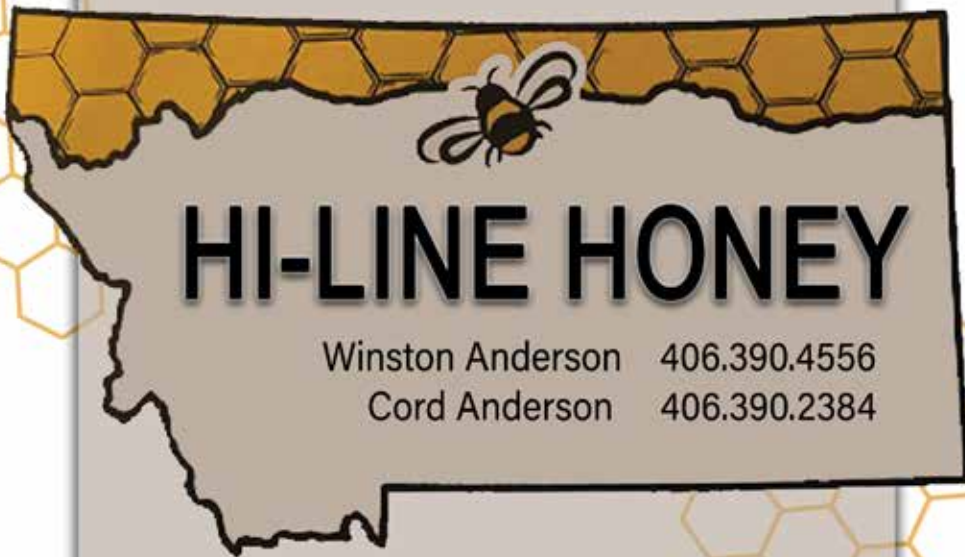
To reserve your space, send your \$25 check (or \$75 for outdoor booth), plus the information below to:

**Blaine County Fair Board PO Box 1207
Chinook, MT 59523**

Thanks! We look forward to seeing you at the fair!

Group/Organization/Business Name: _____
Contact Person's Name: _____
of Spaces Needed: _____
Requirements (i.e. electrical outlet, etc.): _____
Indoor or Outdoor: _____
Details/What is being sold: _____
Contact Email: _____
Phone: _____
Phone 2: _____
Address: _____
City: _____
State: _____
Zip: _____
Phone 3/Fax (if applicable): _____
Website: _____
Facebook: _____

Signature: _____ **Date:** _____



HI-LINE HONEY

Winston Anderson 406.390.4556
Cord Anderson 406.390.2384

HONEY • WAX • POLLINATION

ANNOYED WHEN YOUR TIRE SENSORS GO OFF?



Pure Nitrogen, Great for:

- Better Fuel Economy
- Longer Tire Life
- Improved Safety
- A Smaller Carbon Footprint
- & More!

Pure Nitrogen will expand and contract less in changing temperatures. Great for stored vehicles, extreme winter or summer travel, and racing tires.

**BRING YOUR VEHICLE INTO
HAVRE FORD
AND HAVE YOUR TIRES FILLED WITH
100% PURE NITROGEN**



PICK UP ACCESSORIES FOR ALL MAKES AND MODELS!

1991 HWY 2 West, Havre MT
call Cliff : 265-2246
www.HavreFord.net

**PARTS HOURS:
8AM TO 5:30 PM**

BAR 9 RANCH



Producing

MODERATE & FUNCTIONAL

BLACK ANGUS BULLS

fit for Northern Montana Herds.

Clayton Hofeldt...406-357-2068

1060 Treasure Lane * Lloyd, MT



*Best of luck
to all
exhibitors!*

*Bulls for Sale or Lease
by Private treaty*

Trust the Professionals in Diagnostics & Repair

**GET \$10 OFF A
TUNE-UP**

**\$10
OFF**

**Get \$10 OFF*
A Tune-Up Totaling
\$100 or More**

*Must present this coupon at the time of service.
*Not valid with any other offers or promotions.

WE HANDLE BOTH FOREIGN AND DOMESTIC

GMC - Chevrolet - Ford - Dodge

Honda - Toyota - Subaru & more!

Oil Changes • Tuneups
Brakes • Air Conditioning
Carburetion • Overhauls
Electrical • Block Heaters
Transmissions • Drivetrains
Diesel • Engine Swaps & More!

Warranty & Insurance Work Accepted!



(406) 357-4201

40440 US Highway 2 East - Chinook

www.americangarage.com





Torin Cecrle
FFA



Tyler Schoen
4-H



Morgan Friede
4-H

4-H & FFA
SENIORS
2023



Ryan Meenley
FFA



Dakota Krass
FFA



Katherine Windyboy
FFA



Charlie Calvert
FFA



Bree Swanson
FFA

**Come on out
to the
Blaine County
Fair!**



(406) 357 2901

436 Indiana Street
Chinook, MT

Jason Metcalf, Owner

**We are proud
to support
our Blaine County Youth
in all their endeavors.**



Stepper Ins and Fin Svcs Inc.
Crystal Stepper, Agent

425 Indiana Street
Chinook, MT 59523
Bus: 406.357.3198
Fax: 406.357.3199
crystal@steppersf.com
www.steppersf.com

Enjoy the Fair!



CARING FOR MONTANA'S FUTURE

Become a licensed child care provider,
no one will do more important work.

You can stay home with your children, have
your own business, and make a difference in
the lives of children in your community.

Visit FamilyConnectionsMT.org
or call 800.696.4503



This project is funded under a Contract with the Montana
Department of Public Health and Human Services. The statements
herein do not necessarily reflect the opinion of the Department.



Shores Floral

www.shoresfloral.com

Large selection of
Unique gifts & Décor

"A touch of old mixed with new for your home and you."

304 Indiana Street Chinook, MT | (406) 357-2776



Cassie Johnson
Realtor

221 Indiana St. Chinook, MT

Call/Text 406-399-7238

Cassie@lodestarlandandhome.com



UNION



F O R A G E

Canada's Forage Innovators - Now in the U.S.

Fall is a great time to seed perennials.

See our website for grazing videos!



High productivity, anti-bloat!
AAC Glenview Sainfoin
Call us for more information.

Annual, Perennial & Cover Crop Forage Seed Blends Year Round Forage & Grazing Solutions

Kimmel Ranch, Turner, Montana 406.379.2512 www.KimmelRanch.com Patrick Kimmel - cell 406.301.2824 Tricia Kimmel - cell 406.399.3909

www.unionforage.com

the Blaine County Fair!

95~



Helping our local communities thrive.

AgWest Farm Credit is honored to support a variety of organizations in communities where our employees and customers live, work and play. It's a commitment we're proud of — and one we'll continue to invest in.

406 265 7878 | AgWestFC.com



This institution is an equal opportunity provider and employer.




STOP BY AND SEE OUR FULL LINEUP OF EQUIPMENT,
LOCATED JUST WEST OF THE FAIRGROUNDS!

Triple T Sales

Chinook, MT

406-357-2166

WWW.TTT-SALES.COM



OPTIONAL LED WORK LIGHTS

LED BACK-LIT NAME BADGE

TUBULAR LOUVERS

LED HEADACHE RACK STRIP LIGHTS

4" TUBULAR HEADACHE RACK

OPTIONAL ACROSS BED TOOLBOX

RECESSED GOOSENECK FITTING

TREAD-PLATE FLOOR

REMOVABLE REAR ASSEMBLY COVER SHEET
7 GAUGE CONSTRUCTION

REAR CROSS TUBE
4" SQUARE, 1/2" WALL THICKNESS

TRIPLE T
SARATOGA, KS
HYDRA BED





SERVICE

IS WHAT WE
PROVIDE THROUGH
FRIENDSHIPS &
SHARED VALUES

It's what we do.

1STBMT.COM

WHETHER YOU PREFER OUR ONLINE &
MOBILE BANKING, OR ONE OF OUR
9 FULL-SERVICE LOCATIONS...

**OUR FAMILY OF BANKS
IS AT YOUR SERVICE.**



Big Sandy
406.378.2520

Chester
406.759.5655

Chinook
406.357.2244

Choteau
406.466.5743

Lewistown
406.538.7471

Conrad
406.271.5060

Fairfield
406.467.2531

Fort Benton
406.622.2000

Vaughn
406.965.3074